

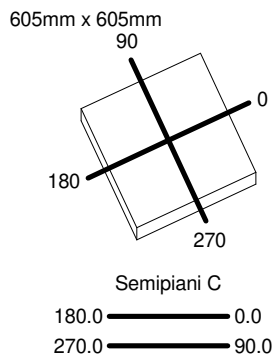
Luminaire

Code AQ00501
Name A.24GIUNTO X SOSP.SHARP DIR.2700K XF BCO

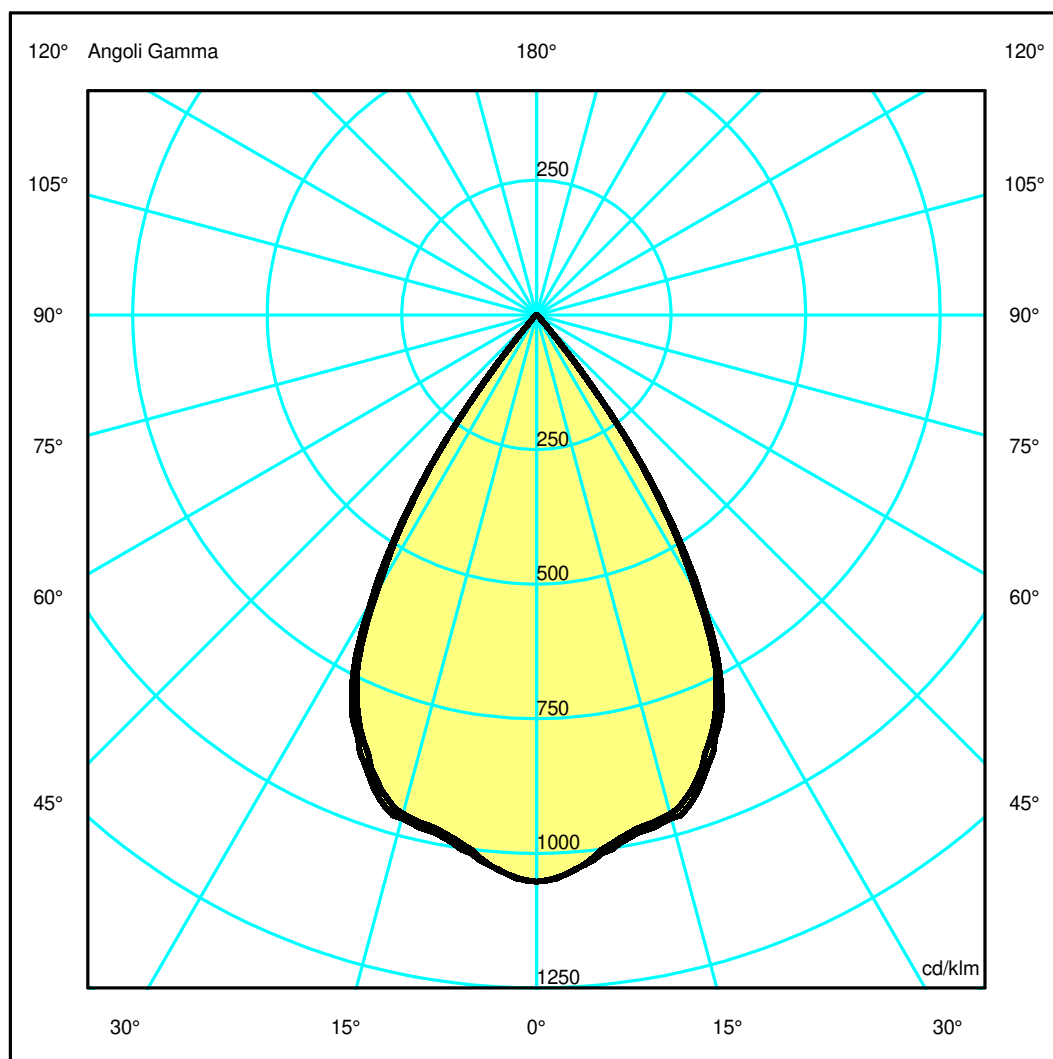
Measurement

Code FTS2300058
Name A.24GIUNTO X SOSP.SHARP DIR.2700K XF BCO

Luminaire Flux	859 lm	Luminaire Power	11.0 W	Efficacy	78.113 lm/W	Efficiency	100.00%
Source Flux	859 lm	Maximum value	1052.56 cd/klm	Position	C=0.00 G=0.00	CG	Double Symmetrical
Rectangular Luminaire		Length	605 mm	Width	605 mm	Height	55 mm
Rectangular Luminous Area		Length	88 mm	Width	22 mm	Height	0 mm
Horizontal Luminous Area		0.001936 m ²		Emitting area on Plane 180°		0.000000 m ²	
Emitting area on Plane 0°		0.000000 m ²		Emitting area on Plane 270°		0.000000 m ²	
Emitting area on Plane 90°		0.000000 m ²		Glare area at 76°		0.000468 m ²	
Coordinate system		CG		Symmetry Type		Double Symmetrical	
Date		06-02-2023		Maximum Gamma Angle		180	
Measurement Distance		0.00		Measurement Flux		859 lm	
LED Flux=993lm LED Power=9W Eff=87% EfcLed=108lm/W EfcLum=78lm/W CCT=2700K Ra=90 R9=50 SDCM=3 L70(6K)=272160h							
C.I.E.	98	100	100	100	D DIN 5040	A60	
F UTE	--				B NBN	BZ 1	



ULOR 0.00 %
DLOR 100.00 %
RN 0.00 %



Luminaire

Code AQ00501
Name A.24GIUNTO X SOSP.SHARP DIR.2700K XF BCO

Measurerm.

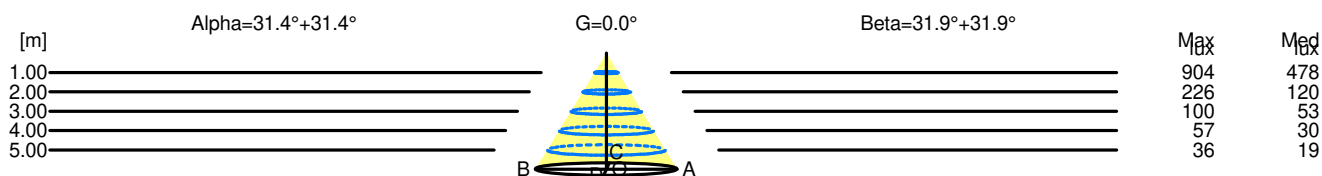
Code FTS2300058
Name A.24GIUNTO X SOSP.SHARP DIR.2700K XF BCO

Luminaire Flux	859 lm	Luminaire Power	11.0 W	Efficacy	78.113 lm/W	Efficiency	100.00%
Source Flux	859 lm	Maximum value	1052.56 cd/klm	Position	C=0.00 G=0.00	CG	Double Symmetrical
Rectangular Luminaire		Length	605 mm	Width	605 mm	Height	55 mm
Rectangular Luminous Area		Length	88 mm	Width	22 mm	Height	0 mm
Horizontal Luminous Area		0.001936 m2		Emitting area on Plane 180°		0.000000 m2	
Emitting area on Plane 0°		0.000000 m2		Emitting area on Plane 270°		0.000000 m2	
Emitting area on Plane 90°		0.000000 m2		Glare area at 76°		0.000468 m2	
Coordinate system		CG		Symmetry Type		Double Symmetrical	
Date		06-02-2023		Maximum Gamma Angle		180	
Measurement Distance		0.00		Measurement Flux		859 lm	
LED Flux=993lm LED Power=9W Eff=87% EfcLed=108lm/W EfcLum=78lm/W CCT=2700K Ra=90 R9=50 SDCM=3 L70(6K)=272160h							
C.I.E.	98 100 100 100 100			D DIN 5040	A60		
F UTE	--			B NBN	BZ 1		

Width at 50.00 % of Max Intensity

H[m]	1.00	2.00	3.00	4.00	5.00	H[m]	1.00	2.00	3.00	4.00	5.00
OA	0.61	1.22	1.83	2.44	3.05	OC	0.62	1.24	1.87	2.49	3.11
OB	0.61	1.22	1.83	2.44	3.05	OD	0.62	1.24	1.87	2.49	3.11

	Luminous Intensities [cd/klm]									
	0	5	15	25	35	45	55	65	75	85
OA	904.40	879.76	823.71	679.75	291.35	11.11	2.34	0.62	0.00	0.00
OB	904.40	879.76	823.71	679.75	291.35	11.11	2.34	0.62	0.00	0.00
OC	904.40	880.84	831.40	698.78	302.94	10.78	2.32	0.66	0.00	0.00
OD	904.40	880.84	831.40	698.78	302.94	10.78	2.32	0.66	0.00	0.00



H[m]	D[m]	Max lux	Med lux	Alpha=31.4°+31.4°	G=0.0
1.00	1.22	904	478		
2.00	2.44	226	120		
3.00	3.66	100	53		
4.00	4.88	57	30		
5.00	6.10	36	19		

H[m]	D[m]	Max lux	Med lux	Beta=31.9°+31.9°	G=0.0
1.00	1.24	904	478		
2.00	2.49	226	120		
3.00	3.73	100	53		
4.00	4.98	57	30		
5.00	6.22	36	19		