

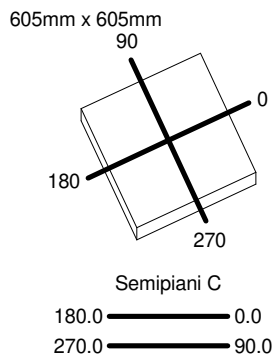
Luminaire

Code AQ01304
Name A.24GIUNTO X PLAF/INC SHARP 4000K XF NRO

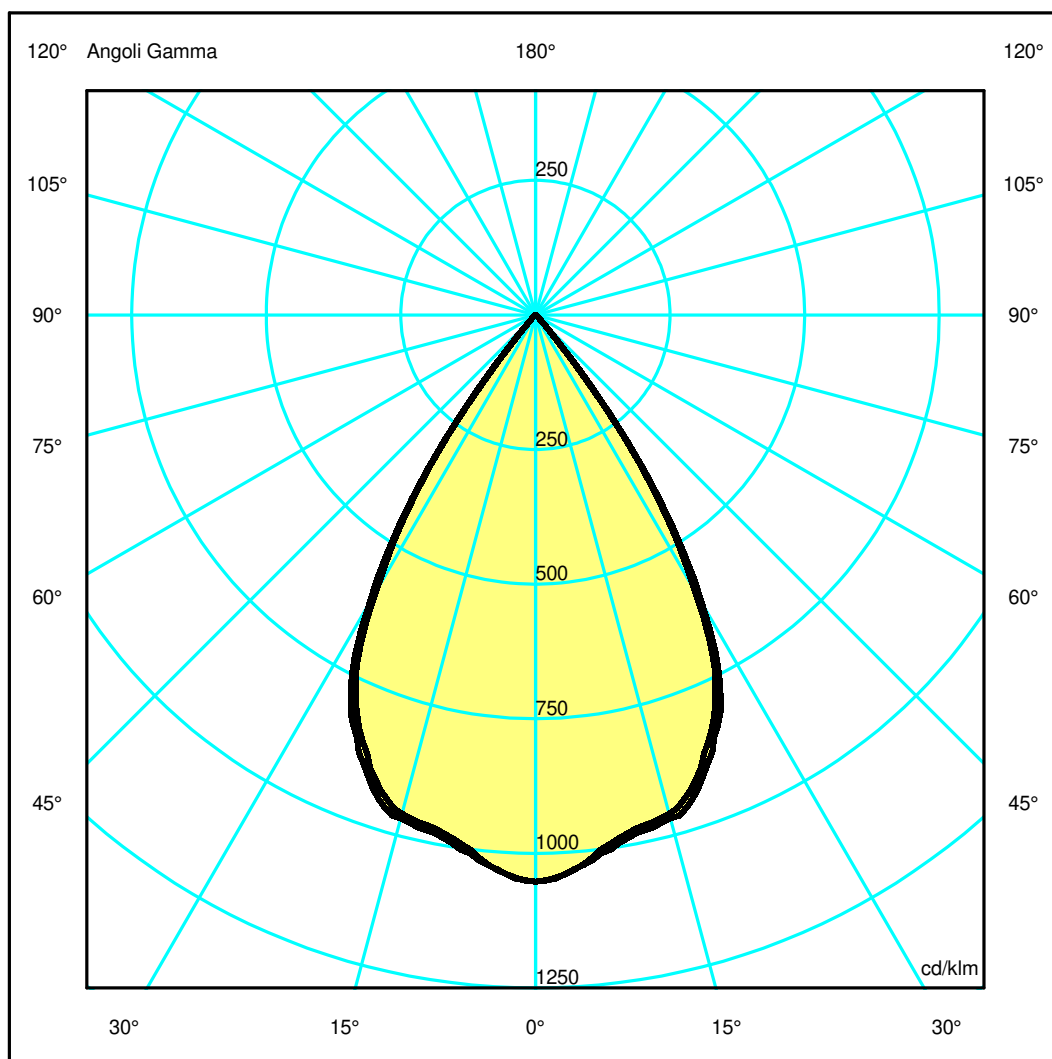
Measurement

Code FTS2300062
Name A.24GIUNTO X PLAF/INC SHARP 4000K XF NRO

Luminaire Flux	921 lm	Luminaire Power	11.0 W	Efficacy	83.698 lm/W	Efficiency	100.00%
Source Flux	921 lm	Maximum value	1052.56 cd/klm	Position	C=0.00 G=0.00	CG	Double Symmetrical
Rectangular Luminaire		Length	605 mm	Width	605 mm	Height	55 mm
Rectangular Luminous Area		Length	88 mm	Width	22 mm	Height	0 mm
Horizontal Luminous Area		0.001936 m ²		Emitting area on Plane 180°		0.000000 m ²	
Emitting area on Plane 0°		0.000000 m ²		Emitting area on Plane 270°		0.000000 m ²	
Emitting area on Plane 90°		0.000000 m ²		Glare area at 76°		0.000468 m ²	
Coordinate system		CG		Symmetry Type		Double Symmetrical	
Date		06-02-2023		Maximum Gamma Angle		180	
Measurement Distance		0.00		Measurement Flux		921 lm	
LED Flux=1064lm LED Power=9W Eff=87% EfcLed=116lm/W EfcLum=84lm/W CCT=4000K Ra=90 R9=50 SDCM=2 L70(6K)=272160h							
C.I.E.	98	100	100	100	D DIN 5040	A60	
F UTE	--				B NBN	BZ 1	



ULOR 0.00 %
DLOR 100.00 %
RN 0.00 %



Luminaire

Code AQ01304
Name A.24GIUNTO X PLAF/INC SHARP 4000K XF NRO

Measurerm.

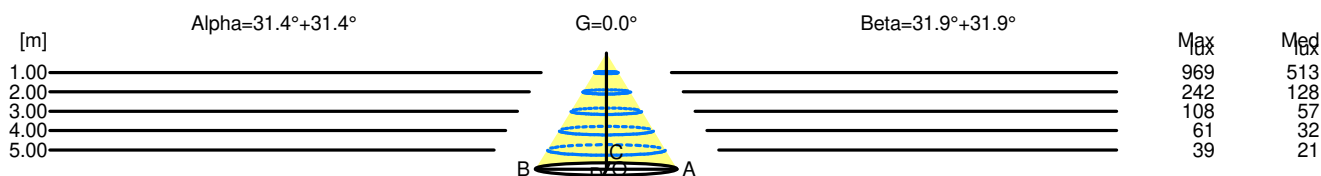
Code FTS2300062
Name A.24GIUNTO X PLAF/INC SHARP 4000K XF NRO

Luminaire Flux	921 lm	Luminaire Power	11.0 W	Efficacy	83.698 lm/W	Efficiency	100.00%
Source Flux	921 lm	Maximum value	1052.56 cd/klm	Position	C=0.00 G=0.00	CG	Double Symmetrical
Rectangular Luminaire		Length	605 mm	Width	605 mm	Height	55 mm
Rectangular Luminous Area		Length	88 mm	Width	22 mm	Height	0 mm
Horizontal Luminous Area		0.001936 m2		Emitting area on Plane 180°		0.000000 m2	
Emitting area on Plane 0°		0.000000 m2		Emitting area on Plane 270°		0.000000 m2	
Emitting area on Plane 90°		0.000000 m2		Glare area at 76°		0.000468 m2	
Coordinate system		CG		Symmetry Type		Double Symmetrical	
Date		06-02-2023		Maximum Gamma Angle		180	
Measurement Distance		0.00		Measurement Flux		921 lm	
LED Flux=1064lm LED Power=9W Eff=87% EfcLed=116lm/W EfcLum=84lm/W CCT=4000K Ra=90 R9=50 SDCM=2 L70(6K)=272160h							
C.I.E.	98	100	100	100		D DIN 5040	A60
F UTE	--					B NBN	BZ 1

Width at 50.00 % of Max Intensity

H[m]	1.00	2.00	3.00	4.00	5.00	H[m]	1.00	2.00	3.00	4.00	5.00
OA	0.61	1.22	1.83	2.44	3.05	OC	0.62	1.24	1.87	2.49	3.11
OB	0.61	1.22	1.83	2.44	3.05	OD	0.62	1.24	1.87	2.49	3.11

	Luminous Intensities [cd/klm]									
	0	5	15	25	35	45	55	65	75	85
OA	969.07	942.67	882.61	728.35	312.18	11.90	2.51	0.67	0.00	0.00
OB	969.07	942.67	882.61	728.35	312.18	11.90	2.51	0.67	0.00	0.00
OC	969.07	943.82	890.85	748.75	324.60	11.55	2.48	0.71	0.00	0.00
OD	969.07	943.82	890.85	748.75	324.60	11.55	2.48	0.71	0.00	0.00



H[m]	D[m]	Max lux	Med lux	Alpha=31.4°+31.4°	G=0.0
1.00	1.22	969	513		
2.00	2.44	242	128		
3.00	3.66	108	57		
4.00	4.88	61	32		
5.00	6.10	39	21		

H[m]	D[m]	Max lux	Med lux	Beta=31.9°+31.9°	G=0.0
1.00	1.24	969	513		
2.00	2.49	242	128		
3.00	3.73	108	57		
4.00	4.98	61	32		
5.00	6.22	39	21		