

## Luminaire

Code AQ12720  
Name A.24GIUNTO T SOSP.SHARP DIR.3000K FL BBZ

## Measurement

Code FTS2300065  
Name A.24GIUNTO T SOSP.SHARP DIR.3000K FL BBZ

Luminaire Flux	808 lm	Luminaire Power	11.0 W	Efficacy	73.482 lm/W	Efficiency	100.00%
Source Flux	808 lm	Maximum value	2814.46 cd/klm	Position	C=20.00 G=1.00	CG	Double Symmetrical
Rectangular Luminaire		Length	605 mm	Width	315 mm	Height	55 mm
Rectangular Luminous Area		Length	88 mm	Width	22 mm	Height	0 mm
Horizontal Luminous Area		0.001936 m <sup>2</sup>		Emitting area on Plane 180°		0.000000 m <sup>2</sup>	
Emitting area on Plane 0°		0.000000 m <sup>2</sup>		Emitting area on Plane 270°		0.000000 m <sup>2</sup>	
Emitting area on Plane 90°		0.000000 m <sup>2</sup>		Glare area at 76°		0.000468 m <sup>2</sup>	
Coordinate system		CG		Symmetry Type		Double Symmetrical	
Date		06-02-2023		Maximum Gamma Angle		180	
Measurement Distance		0.00		Measurement Flux		808 lm	

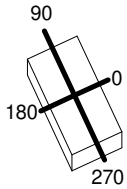
LED Flux=993lm LED Power=9W Eff=81% EfcLed=108lm/W EfcLum=73lm/W CCT=3000K Ra=90 R9=50 SDCM=2 L70(6K)=272160h

C.I.E. 98 100 100 100 100  
F UTE --

D DIN 5040  
B NBN

A60  
BZ 1

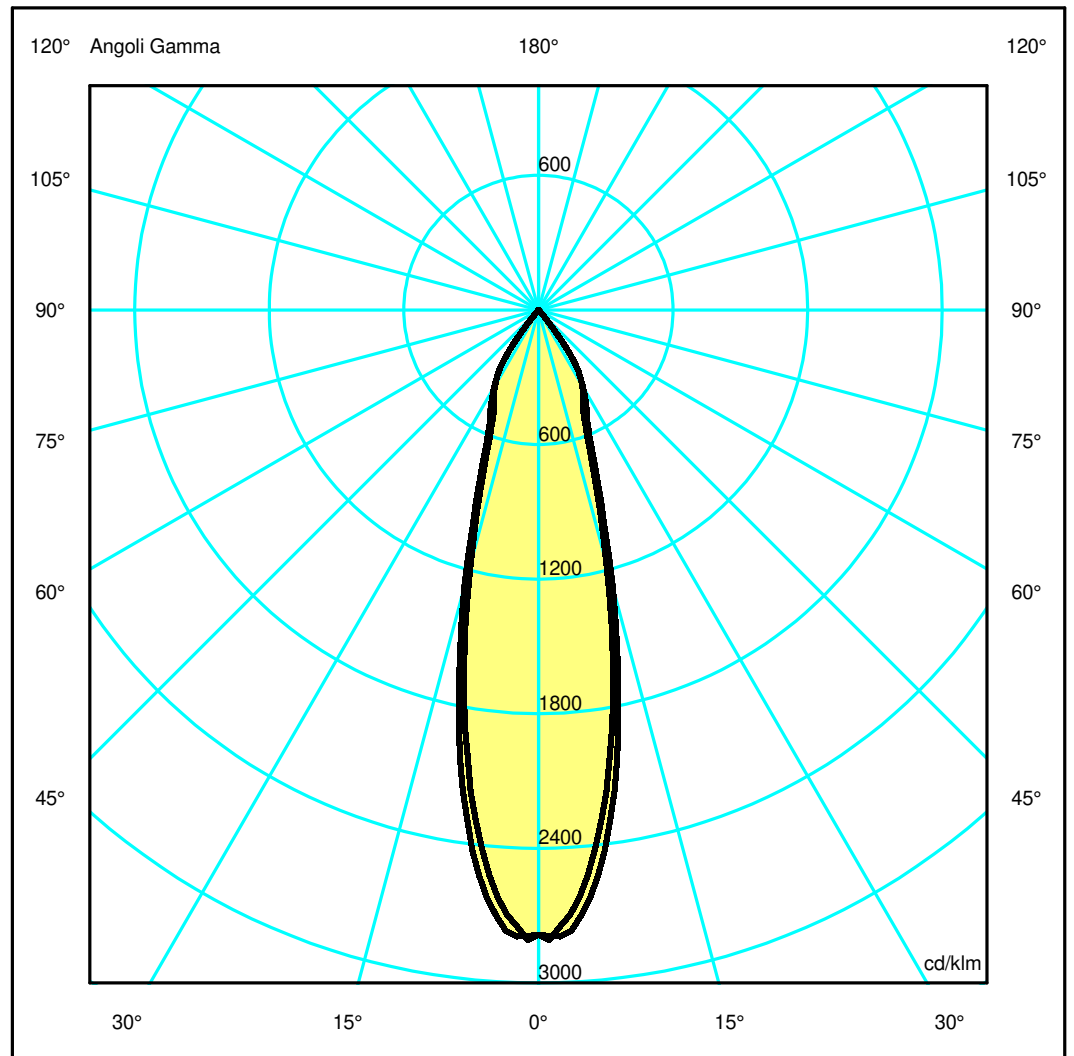
605mm x 315mm



Semipiani C

180.0 — 0.0  
270.0 — 90.0

ULOR 0.00 %  
DLOR 100.00 %  
RN 0.00 %



## Luminaire

Code AQ12720  
Name A.24GIUNTO T SOSP.SHARP DIR.3000K FL BBZ

## Measurerm.

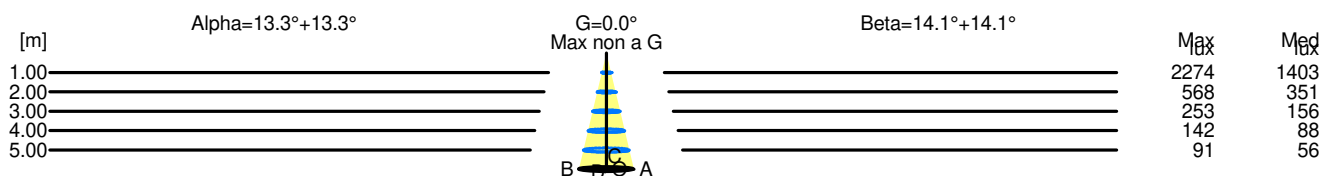
Code FTS2300065  
Name A.24GIUNTO T SOSP.SHARP DIR.3000K FL BBZ

Luminaire Flux	808 lm	Luminaire Power	11.0 W	Efficacy	73.482 lm/W	Efficiency	100.00%
Source Flux	808 lm	Maximum value	2814.46 cd/klm	Position	C=20.00 G=1.00	CG	Double Symmetrical
Rectangular Luminaire		Length	605 mm	Width	315 mm	Height	55 mm
Rectangular Luminous Area		Length	88 mm	Width	22 mm	Height	0 mm
Horizontal Luminous Area		0.001936 m2		Emitting area on Plane 180°		0.000000 m2	
Emitting area on Plane 0°		0.000000 m2		Emitting area on Plane 270°		0.000000 m2	
Emitting area on Plane 90°		0.000000 m2		Glare area at 76°		0.000468 m2	
Coordinate system		CG		Symmetry Type		Double Symmetrical	
Date		06-02-2023		Maximum Gamma Angle		180	
Measurement Distance		0.00		Measurement Flux		808 lm	
LED Flux=993lm LED Power=9W Eff=81% EfcLed=108lm/W EfcLum=73lm/W CCT=3000K Ra=90 R9=50 SDCM=2 L70(6K)=272160h							
C.I.E.	98 100 100 100 100			D DIN 5040	A60		
F UTE	--			B NBN	BZ 1		

### Width at 50.00 % of Max Intensity

H[m]	1.00	2.00	3.00	4.00	5.00	H[m]	1.00	2.00	3.00	4.00	5.00
OA	0.24	0.47	0.71	0.95	1.18	OC	0.25	0.50	0.75	1.00	1.25
OB	0.24	0.47	0.71	0.95	1.18	OD	0.25	0.50	0.75	1.00	1.25

	Luminous Intensities [ cd/klm ]									
	0	5	15	25	35	45	55	65	75	85
OA	2250.42	2042.84	946.39	378.77	214.82	5.38	1.87	0.53	0.00	0.00
OB	2250.42	2042.84	946.39	378.77	214.82	5.38	1.87	0.53	0.00	0.00
OC	2250.42	2126.52	1032.15	409.50	212.20	7.85	2.16	0.51	0.00	0.00
OD	2250.42	2126.52	1032.15	409.50	212.20	7.85	2.16	0.51	0.00	0.00



H[m]	D[m]	Max lux	Med lux	Alpha=13.3°+13.3°	G=0.0 Max non a G
1.00	0.47	2274	1403		
2.00	0.95	568	351		
3.00	1.42	253	156		
4.00	1.89	142	88		
5.00	2.37	91	56		

H[m]	D[m]	Max lux	Med lux	Beta=14.1°+14.1°	G=0.0 Max non a G
1.00	0.50	2274	1403		
2.00	1.00	568	351		
3.00	1.50	253	156		
4.00	2.01	142	88		
5.00	2.51	91	56		