

## Luminaire

Code AQ13404  
Name A.24GIUNTO T PLAF/INC SHARP 4000K FL NRO

## Measurement

Code FTS2300067  
Name A.24GIUNTO T PLAF/INC SHARP 4000K FL NRO

Luminaire Flux	866 lm	Luminaire Power	11.0 W	Efficacy	78.736 lm/W	Efficiency	100.00%
Source Flux	866 lm	Maximum value	2814.46 cd/klm	Position	C=20.00 G=1.00	CG	Double Symmetrical
Rectangular Luminaire		Length	605 mm	Width	315 mm	Height	55 mm
Rectangular Luminous Area		Length	88 mm	Width	22 mm	Height	0 mm
Horizontal Luminous Area		0.001936 m <sup>2</sup>		Emitting area on Plane 180°		0.000000 m <sup>2</sup>	
Emitting area on Plane 0°		0.000000 m <sup>2</sup>		Emitting area on Plane 270°		0.000000 m <sup>2</sup>	
Emitting area on Plane 90°		0.000000 m <sup>2</sup>		Glare area at 76°		0.000468 m <sup>2</sup>	
Coordinate system		CG		Symmetry Type		Double Symmetrical	
Date		06-02-2023		Maximum Gamma Angle		180	
Measurement Distance		0.00		Measurement Flux		866 lm	

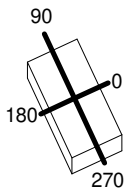
LED Flux=1064lm LED Power=9W Eff=81% EfcLed=116lm/W EfcLum=79lm/W CCT=4000K Ra=90 R9=50 SDCM=2 L70(6K)=272160h

C.I.E. 98 100 100 100 100  
F UTE --

D DIN 5040  
B NBN

A60  
BZ 1

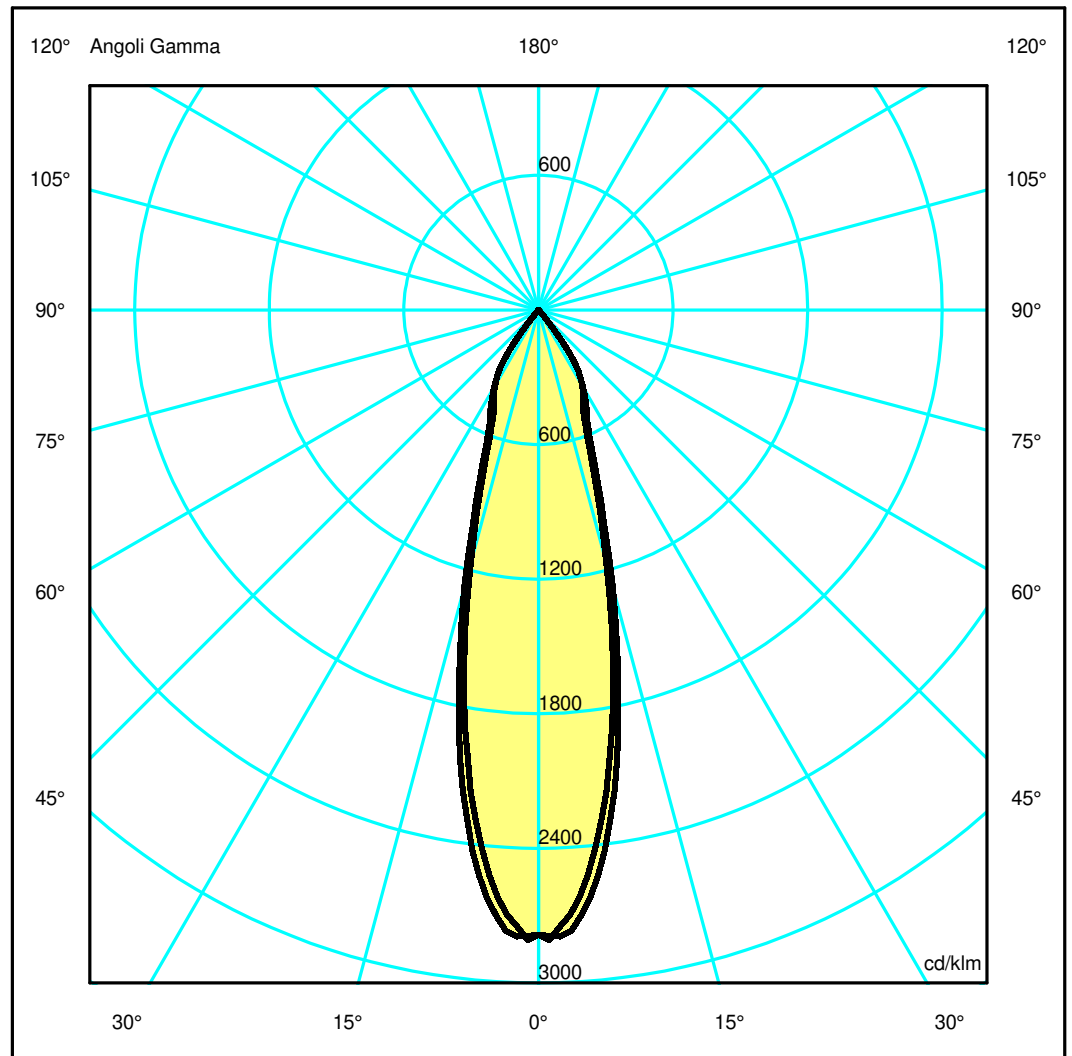
605mm x 315mm



Semipiani C

180.0 — 0.0  
270.0 — 90.0

ULOR 0.00 %  
DLOR 100.00 %  
RN 0.00 %



## Luminaire

Code AQ13404  
Name A.24GIUNTO T PLAF/INC SHARP 4000K FL NRO

## Measurerm.

Code FTS2300067  
Name A.24GIUNTO T PLAF/INC SHARP 4000K FL NRO

Luminaire Flux	866 lm	Luminaire Power	11.0 W	Efficacy	78.736 lm/W	Efficiency	100.00%
Source Flux	866 lm	Maximum value	2814.46 cd/klm	Position	C=20.00 G=1.00	CG	Double Symmetrical
Rectangular Luminaire		Length	605 mm	Width	315 mm	Height	55 mm
Rectangular Luminous Area		Length	88 mm	Width	22 mm	Height	0 mm
Horizontal Luminous Area		0.001936 m2		Emitting area on Plane 180°		0.000000 m2	
Emitting area on Plane 0°		0.000000 m2		Emitting area on Plane 270°		0.000000 m2	
Emitting area on Plane 90°		0.000000 m2		Glare area at 76°		0.000468 m2	
Coordinate system		CG		Symmetry Type		Double Symmetrical	
Date		06-02-2023		Maximum Gamma Angle		180	
Measurement Distance		0.00		Measurement Flux		866 lm	

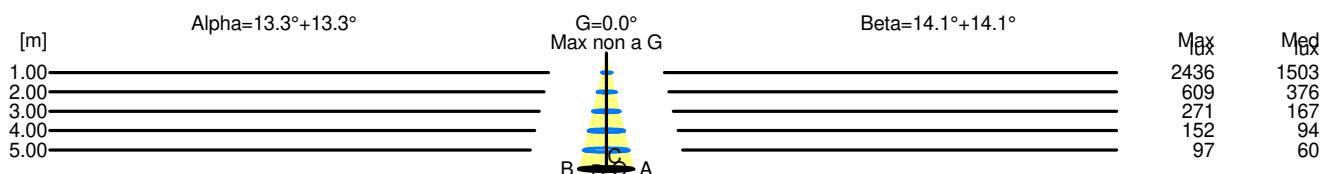
LED Flux=1064lm LED Power=9W Eff=81% EfcLed=116lm/W EfcLum=79lm/W CCT=4000K Ra=90 R9=50 SDCM=2 L70(6K)=272160h

C.I.E.	98	100	100	100	100	D DIN 5040	A60
F UTE	--					B NBN	BZ 1

### Width at 50.00 % of Max Intensity

H[m]	1.00	2.00	3.00	4.00	5.00	H[m]	1.00	2.00	3.00	4.00	5.00
OA	0.24	0.47	0.71	0.95	1.18	OC	0.25	0.50	0.75	1.00	1.25
OB	0.24	0.47	0.71	0.95	1.18	OD	0.25	0.50	0.75	1.00	1.25

	Luminous Intensities [ cd/klm]									
	0	5	15	25	35	45	55	65	75	85
OA	2411.35	2188.92	1014.06	405.86	230.18	5.77	2.00	0.57	0.00	0.00
OB	2411.35	2188.92	1014.06	405.86	230.18	5.77	2.00	0.57	0.00	0.00
OC	2411.35	2278.59	1105.96	438.78	227.37	8.41	2.31	0.55	0.00	0.00
OD	2411.35	2278.59	1105.96	438.78	227.37	8.41	2.31	0.55	0.00	0.00



H[m]	D[m]	Max lux	Med lux	Alpha=13.3°+13.3°	G=0.0 Max non a G
1.00	0.47	2436	1503		
2.00	0.95	609	376		
3.00	1.42	271	167		
4.00	1.89	152	94		
5.00	2.37	97	60		

H[m]	D[m]	Max lux	Med lux	Beta=14.1°+14.1°	G=0.0 Max non a G
1.00	0.50	2436	1503		
2.00	1.00	609	376		
3.00	1.50	271	167		
4.00	2.01	152	94		
5.00	2.51	97	60		