

## Luminaire

Code AQ14620+AQ90XXX  
 Name A.24 GIUNTO X SOSP. DIFF. DIR. 4000K BBZ + A.24 SCHERMO DIFF. OPALINO FLESSIB.

## Measurement

Code FTS2300210  
 Name A.24 GIUNTO X SOSP. DIFF. DIR. 4000K BBZ + A.24 SCHERMO DIFF. OPALINO FLESSIB.

Luminaire Flux	2336 lm	Luminaire Power	29.0 W	Efficacy	80.552 lm/W	Efficiency	100.00%
Source Flux	2336 lm	Maximum value	348.02 cd/klm	Position	C=0.00 G=0.00	CG	Rotosymmetrical
Rectangular Luminaire		Length	605 mm	Width	605 mm	Height	55 mm
Rectangular Luminous Area		Length	605 mm	Width	48 mm	Height	0 mm
Horizontal Luminous Area		0.029040 m <sup>2</sup>		Emitting area on Plane 180°		0.000000 m <sup>2</sup>	
Emitting area on Plane 0°		0.000000 m <sup>2</sup>		Emitting area on Plane 270°		0.000000 m <sup>2</sup>	
Emitting area on Plane 90°		0.000000 m <sup>2</sup>		Glare area at 76°		0.007025 m <sup>2</sup>	
Coordinate system		CG		Symmetry Type		Rotosymmetrical	
Date		20-09-2023		Maximum Gamma Angle		180	
Measurement Distance		0.00		Measurement Flux		2336 lm	

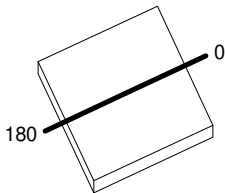
LED Flux=4976lm LED Power=27W Eff=47% EfcLed=187lm/W EfcLum=81lm/W CCT=4000K Ra=90 SDCM=3 L70(6K)=102000h

C.I.E. 47 78 96 100 100  
 F UTE 1.00 E

D DIN 5040  
 B NBN

A30  
 BZ 5 / 4 / BZ 4

605mm x 605mm



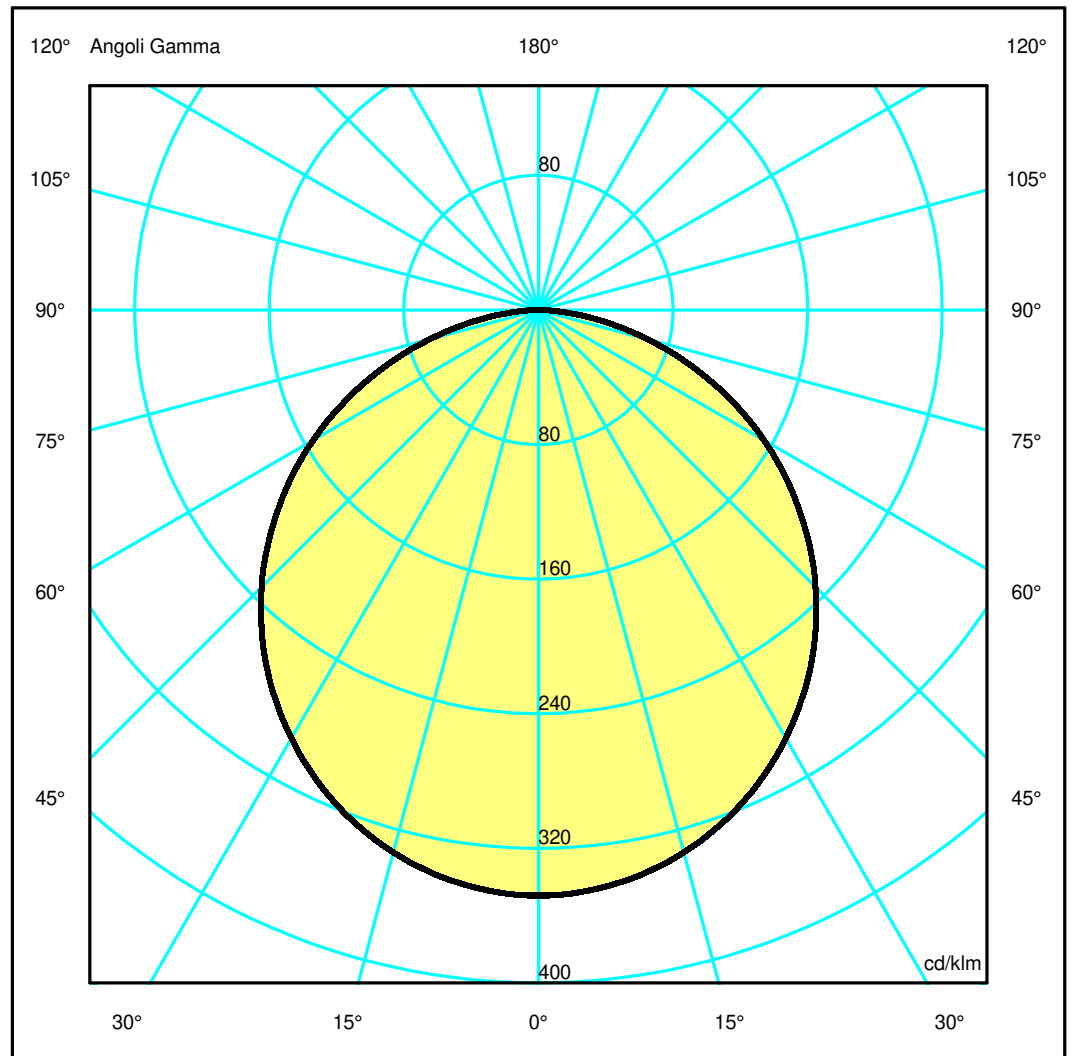
Semipiani C

180.0 ——— 0.0

ULOR 0.01 %

DLOR 99.99 %

RN 0.01 %



## Luminaire

Code AQ14620+AQ90XXX  
 Name A.24 GIUNTO X SOSP. DIFF. DIR. 4000K BBZ + A.24 SCHERMO DIFF. OPALINO FLESSIB.

## Measurement

Code FTS2300210  
 Name A.24 GIUNTO X SOSP. DIFF. DIR. 4000K BBZ + A.24 SCHERMO DIFF. OPALINO FLESSIB.

Luminaire Flux	2336 lm	Luminaire Power	29.0 W	Efficacy	80.552 lm/W	Efficiency	100.00%
Source Flux	2336 lm	Maximum value	348.02 cd/klm	Position	C=0.00 G=0.00	CG	Rotosymmetrical
Rectangular Luminaire		Length	605 mm	Width	605 mm	Height	55 mm
Rectangular Luminous Area		Length	605 mm	Width	48 mm	Height	0 mm
Horizontal Luminous Area		0.029040 m2		Emitting area on Plane 180°		0.000000 m2	
Emitting area on Plane 0°		0.000000 m2		Emitting area on Plane 270°		0.000000 m2	
Emitting area on Plane 90°		0.000000 m2		Glare area at 76°		0.007025 m2	
Coordinate system		CG		Symmetry Type		Rotosymmetrical	
Date		20-09-2023		Maximum Gamma Angle		180	
Measurement Distance		0.00		Measurement Flux		2336 lm	

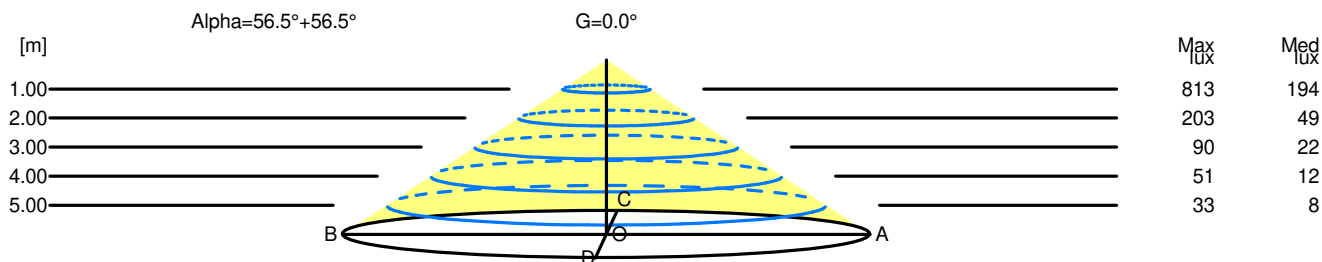
LED Flux=4976lm LED Power=27W Eff=47% EfcLed=187lm/W EfcLum=81lm/W CCT=4000K Ra=90 SDCM=3 L70(6K)=102000h

C.I.E.	47 78 96 100 100	D DIN 5040	A30
F UTE	1.00 E	B NBN	BZ 5 / 4 / BZ 4

Width at 50.00 % of Max Intensity

H[m]	1.00	2.00	3.00	4.00	5.00	H[m]	1.00	2.00	3.00	4.00	5.00
OA	1.51	3.03	4.54	6.05	7.56	OC	1.51	3.03	4.54	6.05	7.56
OB	1.51	3.03	4.54	6.05	7.56	OD	1.51	3.03	4.54	6.05	7.56

	Luminous Intensities [ cd/klm ]									
	0	5	15	25	35	45	55	65	75	85
OA	812.96	808.94	779.42	723.57	644.50	543.89	425.71	294.43	156.50	39.26
OB	812.96	808.94	779.42	723.57	644.50	543.89	425.71	294.43	156.50	39.26
OC	812.96	808.94	779.42	723.57	644.50	543.89	425.71	294.43	156.50	39.26
OD	812.96	808.94	779.42	723.57	644.50	543.89	425.71	294.43	156.50	39.26



H[m]	D[m]	Max lux	Med lux	Alpha=56.5°+56.5°	G=0.0
1.00	3.03	813	194		
2.00	6.05	203	49		
3.00	9.08	90	22		
4.00	12.10	51	12		
5.00	15.13	33	8		