

Luminaire

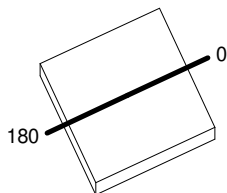
Code AQ14915+AQ16XXX
 Name A.24 GIUNTO X PLAF. DIFF. 4000K BSV + A.24 SCHERMO DIFF. OPALINO

Measurement

Code FTS2300053-A
 Name A.24 GIUNTO X PLAF. DIFF. 4000K BSV + A.24 SCHERMO DIFF. OPALINO

| | | | | | | | |
|--|------------------|-----------------|---------------|-----------------------------|-----------------|-----------------|-----------------|
| Luminaire Flux | 3184 lm | Luminaire Power | 29.0 W | Efficacy | 109.793 lm/W | Efficiency | 100.00% |
| Source Flux | 3184 lm | Maximum value | 348.02 cd/klm | Position | C=0.00 G=0.00 | CG | Rotosymmetrical |
| Rectangular Luminaire | | Length | 605 mm | Width | 605 mm | Height | 55 mm |
| Rectangular Luminous Area | | Length | 605 mm | Width | 48 mm | Height | 0 mm |
| Horizontal Luminous Area | | 0.029040 m2 | | Emitting area on Plane 180° | | 0.000000 m2 | |
| Emitting area on Plane 0° | | 0.000000 m2 | | Emitting area on Plane 270° | | 0.000000 m2 | |
| Emitting area on Plane 90° | | 0.000000 m2 | | Glare area at 76° | | 0.007025 m2 | |
| Coordinate system | | CG | | Symmetry Type | | Rotosymmetrical | |
| Date | | 20-09-2023 | | Maximum Gamma Angle | | 180 | |
| Measurement Distance | | 0.00 | | Measurement Flux | | 3184 lm | |
| LED Flux=4976lm LED Power=27W Eff=64% EfcLed=187lm/W EfcLum=110lm/W CCT=4000K Ra=90 SDCM=3 L70(6K)=102000h | | | | | | | |
| C.I.E. | 47 78 96 100 100 | | | D DIN 5040 | A30 | | |
| F UTE | 1.00 E | | | B NBN | BZ 5 / 4 / BZ 4 | | |

605mm x 605mm



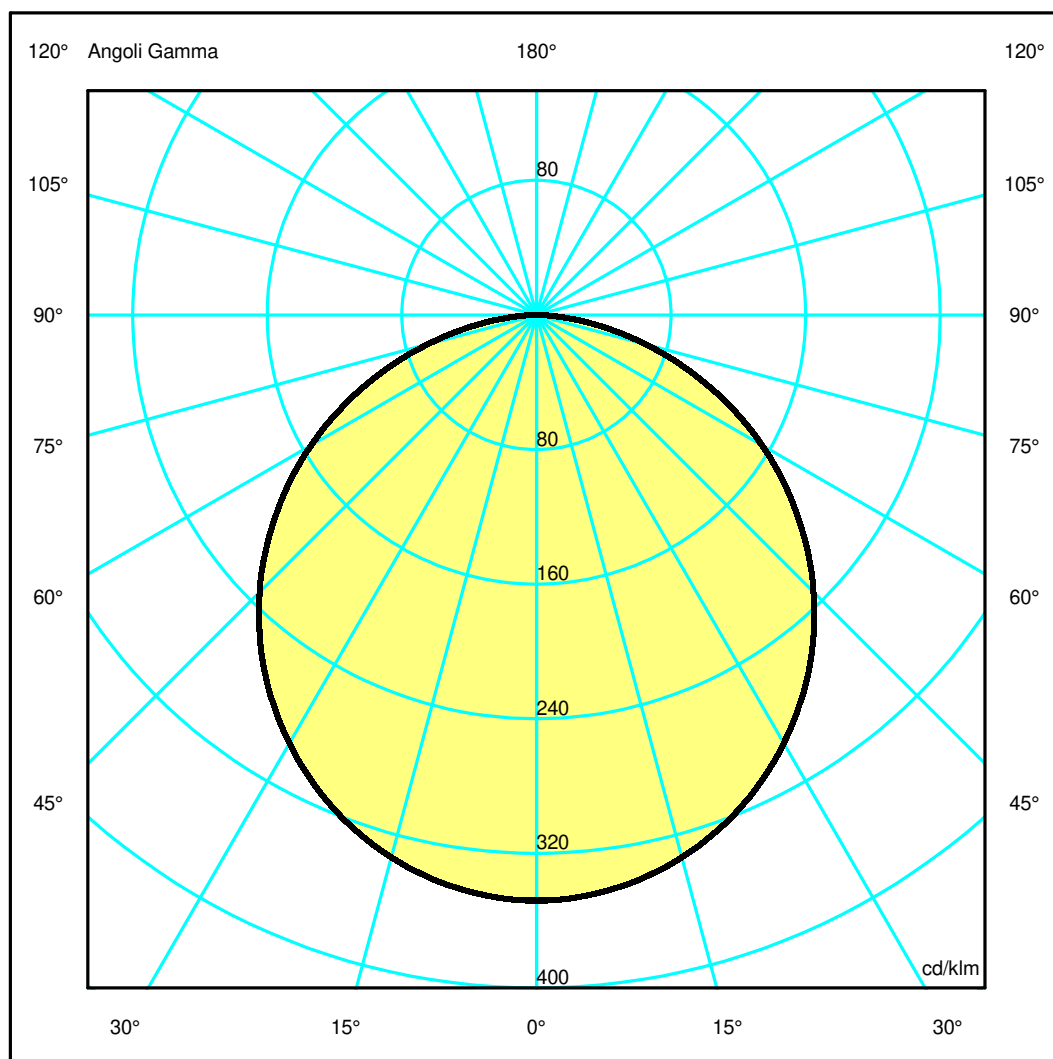
Semipiani C

180.0 ——— 0.0

ULOR 0.01 %

DLOR 99.99 %

RN 0.01 %



Luminaire

Code AQ14915+AQ16XXX
 Name A.24 GIUNTO X PLAF. DIFF. 4000K BSV + A.24 SCHERMO DIFF. OPALINO

Measurement

Code FTS2300053-A
 Name A.24 GIUNTO X PLAF. DIFF. 4000K BSV + A.24 SCHERMO DIFF. OPALINO

| | | | | | | | |
|----------------------------|---------|-----------------|---------------|-----------------------------|---------------|-----------------|-----------------|
| Luminaire Flux | 3184 lm | Luminaire Power | 29.0 W | Efficacy | 109.793 lm/W | Efficiency | 100.00% |
| Source Flux | 3184 lm | Maximum value | 348.02 cd/klm | Position | C=0.00 G=0.00 | CG | Rotosymmetrical |
| Rectangular Luminaire | | Length | 605 mm | Width | 605 mm | Height | 55 mm |
| Rectangular Luminous Area | | Length | 605 mm | Width | 48 mm | Height | 0 mm |
| Horizontal Luminous Area | | 0.029040 m2 | | Emitting area on Plane 180° | | 0.000000 m2 | |
| Emitting area on Plane 0° | | 0.000000 m2 | | Emitting area on Plane 270° | | 0.000000 m2 | |
| Emitting area on Plane 90° | | 0.000000 m2 | | Glare area at 76° | | 0.007025 m2 | |
| Coordinate system | | CG | | Symmetry Type | | Rotosymmetrical | |
| Date | | 20-09-2023 | | Maximum Gamma Angle | | 180 | |
| Measurement Distance | | 0.00 | | Measurement Flux | | 3184 lm | |

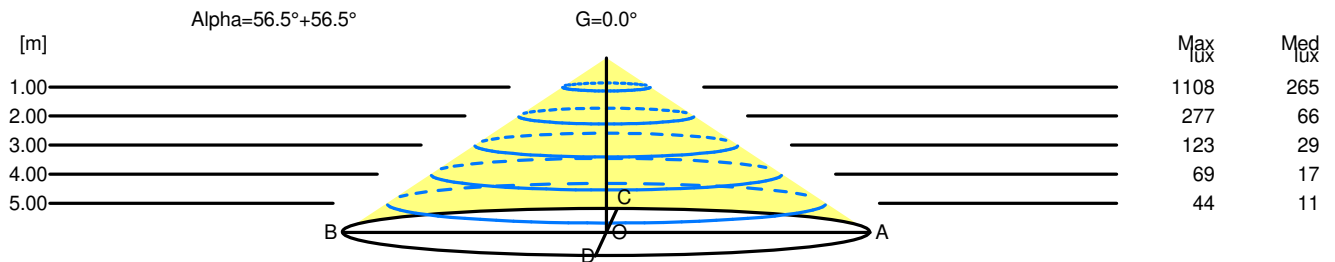
LED Flux=4976lm LED Power=27W Eff=64% EfcLed=187lm/W EfcLum=110lm/W CCT=4000K Ra=90 SDCM=3 L70(6K)=102000h

| | | | |
|--------|------------------|------------|-----------------|
| C.I.E. | 47 78 96 100 100 | D DIN 5040 | A30 |
| F UTE | 1.00 E | B NBN | BZ 5 / 4 / BZ 4 |

Width at 50.00 % of Max Intensity

| H[m] | 1.00 | 2.00 | 3.00 | 4.00 | 5.00 | H[m] | 1.00 | 2.00 | 3.00 | 4.00 | 5.00 |
|------|------|------|------|------|------|------|------|------|------|------|------|
| OA | 1.51 | 3.03 | 4.54 | 6.05 | 7.56 | OC | 1.51 | 3.03 | 4.54 | 6.05 | 7.56 |
| OB | 1.51 | 3.03 | 4.54 | 6.05 | 7.56 | OD | 1.51 | 3.03 | 4.54 | 6.05 | 7.56 |

| | Luminous Intensities [cd/klm] | | | | | | | | | |
|----|---------------------------------|---------|---------|--------|--------|--------|--------|--------|--------|-------|
| | 0 | 5 | 15 | 25 | 35 | 45 | 55 | 65 | 75 | 85 |
| OA | 1108.08 | 1102.60 | 1062.36 | 986.24 | 878.46 | 741.33 | 580.25 | 401.32 | 213.31 | 53.51 |
| OB | 1108.08 | 1102.60 | 1062.36 | 986.24 | 878.46 | 741.33 | 580.25 | 401.32 | 213.31 | 53.51 |
| OC | 1108.08 | 1102.60 | 1062.36 | 986.24 | 878.46 | 741.33 | 580.25 | 401.32 | 213.31 | 53.51 |
| OD | 1108.08 | 1102.60 | 1062.36 | 986.24 | 878.46 | 741.33 | 580.25 | 401.32 | 213.31 | 53.51 |



| H[m] | D[m] | Max lux | Med lux | Alpha=56.5°+56.5° | G=0.0 |
|------|-------|---------|---------|-------------------|-------|
| 1.00 | 3.03 | 1108 | 265 | | |
| 2.00 | 6.05 | 277 | 66 | | |
| 3.00 | 9.08 | 123 | 29 | | |
| 4.00 | 12.10 | 69 | 17 | | |
| 5.00 | 15.13 | 44 | 11 | | |