

## Luminaire

Code AQ27001+AQ90XXX  
 Name A.24 INCAS. MODULO DIFF. 2700K 1176mm WHT + A.24 SCHERMO DIFF. OPALINO FLESSIB.

## Measurement

Code FTS2300154  
 Name A.24 INCAS. MODULO DIFF. 2700K 1176mm WHT + A.24 SCHERMO DIFF. OPALINO FLESSIB.

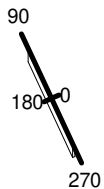
Luminaire Flux	2842 lm	Luminaire Power	29.0 W	Efficacy	98.000 lm/W	Efficiency	100.00%
Source Flux	2842 lm	Maximum value	360.33 cd/klm	Position	C=0.00 G=0.00	CG	Double Symmetrical
Rectangular Luminaire		Length	1176 mm	Width	27 mm	Height	55 mm
Rectangular Luminous Area		Length	1176 mm	Width	22 mm	Height	0 mm
Horizontal Luminous Area		0.025872 m <sup>2</sup>		Emitting area on Plane 180°		0.000000 m <sup>2</sup>	
Emitting area on Plane 0°		0.000000 m <sup>2</sup>		Emitting area on Plane 270°		0.000000 m <sup>2</sup>	
Emitting area on Plane 90°		0.000000 m <sup>2</sup>		Glare area at 76°		0.006259 m <sup>2</sup>	
Coordinate system		CG		Symmetry Type		Double Symmetrical	
Date		20-09-2023		Maximum Gamma Angle		180	
Measurement Distance		0.00		Measurement Flux		2842 lm	

LED Flux=4692lm LED Power=27W Eff=61% EfcLed=176lm/W EfcLum=98lm/W CCT=2700K Ra=90 R9=50 SDCM=3 L70(17k)=102000h

C.I.E. 48 79 96 100 100  
 F UTE 1.00 E

D DIN 5040  
 B NBN  
 A30  
 BZ 4

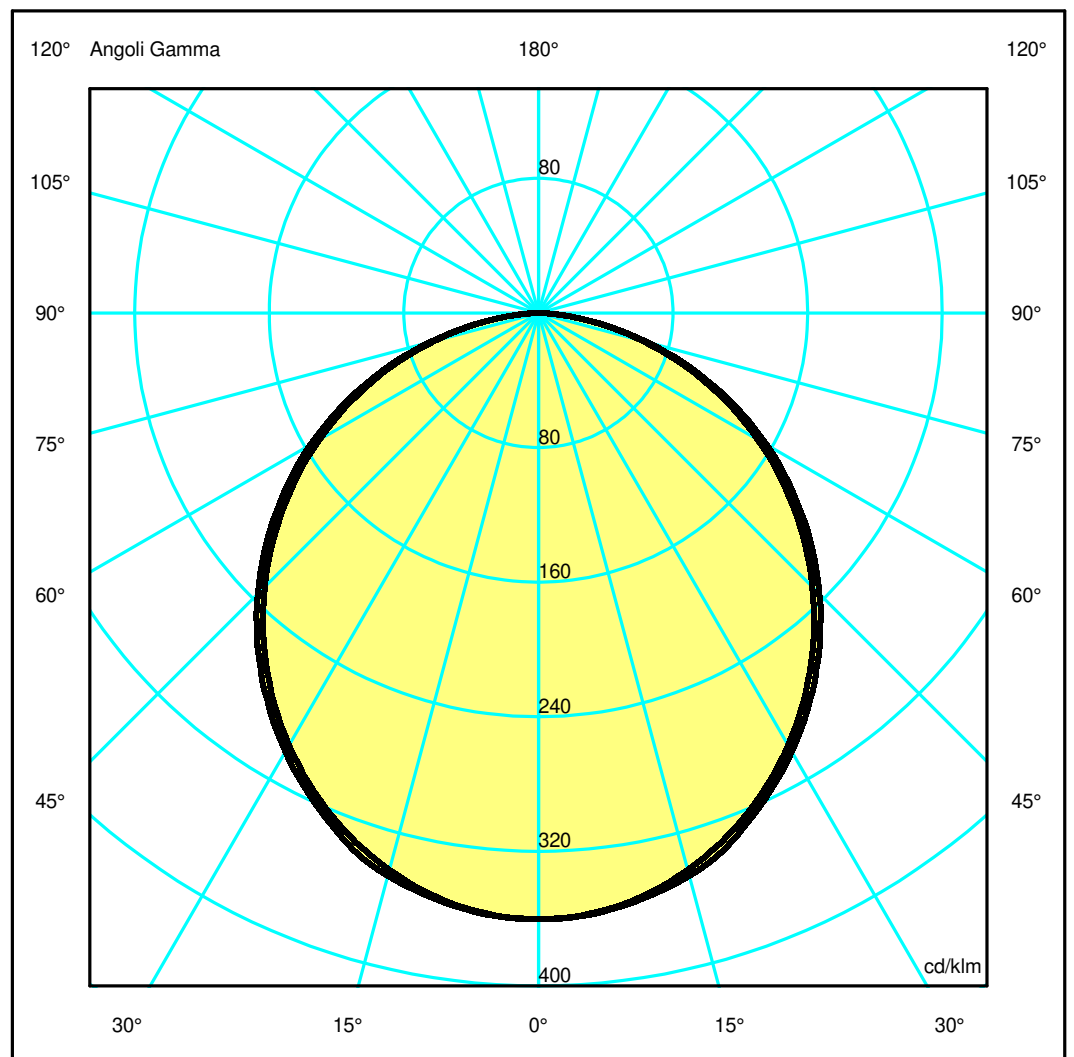
1176mm x 27mm



Semipiani C

180.0 ——— 0.0  
 270.0 ——— 90.0

ULOR 0.01 %  
 DLOR 99.99 %  
 RN 0.01 %



## Luminaire

Code AQ27001+AQ90XXX  
 Name A.24 INCAS. MODULO DIFF. 2700K 1176mm WHT + A.24 SCHERMO DIFF. OPALINO FLESSIB.

## Measurerm.

Code FTS2300154  
 Name A.24 INCAS. MODULO DIFF. 2700K 1176mm WHT + A.24 SCHERMO DIFF. OPALINO FLESSIB.

Luminaire Flux	2842 lm	Luminaire Power	29.0 W	Efficacy	98.000 lm/W	Efficiency	100.00%
Source Flux	2842 lm	Maximum value	360.33 cd/klm	Position	C=0.00 G=0.00	CG	Double Symmetrical
Rectangular Luminaire		Length	1176 mm	Width	27 mm	Height	55 mm
Rectangular Luminous Area		Length	1176 mm	Width	22 mm	Height	0 mm
Horizontal Luminous Area		0.025872 m2		Emitting area on Plane 180°		0.000000 m2	
Emitting area on Plane 0°		0.000000 m2		Emitting area on Plane 270°		0.000000 m2	
Emitting area on Plane 90°		0.000000 m2		Glare area at 76°		0.006259 m2	
Coordinate system		CG		Symmetry Type		Double Symmetrical	
Date		20-09-2023		Maximum Gamma Angle		180	
Measurement Distance		0.00		Measurement Flux		2842 lm	

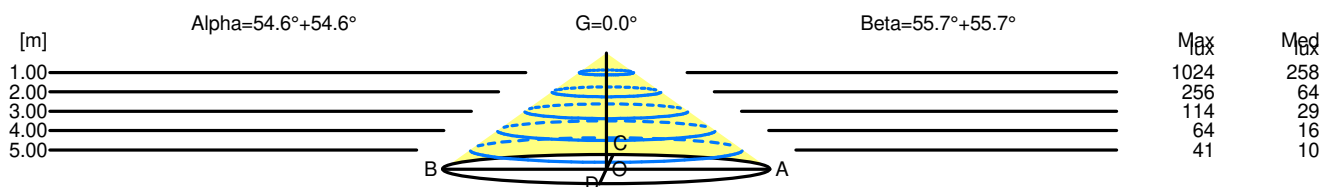
LED Flux=4692lm LED Power=27W Eff=61% EfcLed=176lm/W EfcLum=98lm/W CCT=2700K Ra=90 R9=50 SDCM=3 L70(17k)=102000h

C.I.E.	48 79 96 100 100	D DIN 5040	A30
F UTE	1.00 E	B NBN	BZ 4

Width at 50.00 % of Max Intensity

H[m]	1.00	2.00	3.00	4.00	5.00	H[m]	1.00	2.00	3.00	4.00	5.00
OA	1.41	2.82	4.22	5.63	7.04	OC	1.47	2.94	4.40	5.87	7.34
OB	1.41	2.82	4.22	5.63	7.04	OD	1.47	2.94	4.40	5.87	7.34

	Luminous Intensities [ cd/klm ]									
	0	5	15	25	35	45	55	65	75	85
OA	1024.07	1017.64	973.82	894.18	786.40	653.91	506.59	346.45	183.02	41.46
OB	1024.07	1017.64	973.82	894.18	786.40	653.91	506.59	346.45	183.02	41.46
OC	1024.07	1019.82	983.78	905.48	798.96	670.66	523.55	361.02	190.20	39.24
OD	1024.07	1019.82	983.78	905.48	798.96	670.66	523.55	361.02	190.20	39.24



H[m]	D[m]	Max lux	Med lux	Alpha=54.6°+54.6°	G=0.0
1.00	2.82	1024	258		
2.00	5.63	256	64		
3.00	8.45	114	29		
4.00	11.26	64	16		
5.00	14.08	41	10		

H[m]	D[m]	Max lux	Med lux	Beta=55.7°+55.7°	G=0.0
1.00	2.94	1024	258		
2.00	5.87	256	64		
3.00	8.81	114	29		
4.00	11.74	64	16		
5.00	14.68	41	10		