

Luminaire

Code AQ31101+AQ90XXX
 Name A.24 PLAF. MODULO DIFF. 4000K 1176mm WHITE + A.24 SCHERMO DIFF. OPALINO FLESSIB.

Measurement

Code FTS2300184
 Name A.24 PLAF. MODULO DIFF. 4000K 1176mm WHITE + A.24 SCHERMO DIFF. OPALINO FLESSIB.

Luminaire Flux	3015 lm	Luminaire Power	29.0 W	Efficacy	103.966 lm/W	Efficiency	100.00%
Source Flux	3015 lm	Maximum value	360.33 cd/klm	Position	C=0.00 G=0.00	CG	Double Symmetrical
Rectangular Luminaire		Length	1176 mm	Width	27 mm	Height	55 mm
Rectangular Luminous Area		Length	1176 mm	Width	22 mm	Height	0 mm
Horizontal Luminous Area		0.025872 m ²		Emitting area on Plane 180°		0.000000 m ²	
Emitting area on Plane 0°		0.000000 m ²		Emitting area on Plane 270°		0.000000 m ²	
Emitting area on Plane 90°		0.000000 m ²		Glare area at 76°		0.006259 m ²	
Coordinate system		CG		Symmetry Type		Double Symmetrical	
Date		20-09-2023		Maximum Gamma Angle		180	
Measurement Distance		0.00		Measurement Flux		3015 lm	

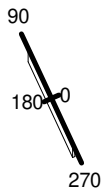
LED Flux=4976lm LED Power=27W Eff=61% EfcLed=187lm/W EfcLum=104lm/W CCT=4000K Ra=90 R9=50 SDCM=3 L70(17k)=102000h

C.I.E. 48 79 96 100 100
 F UTE 1.00 E

D DIN 5040
 B NBN

A30
 BZ 4

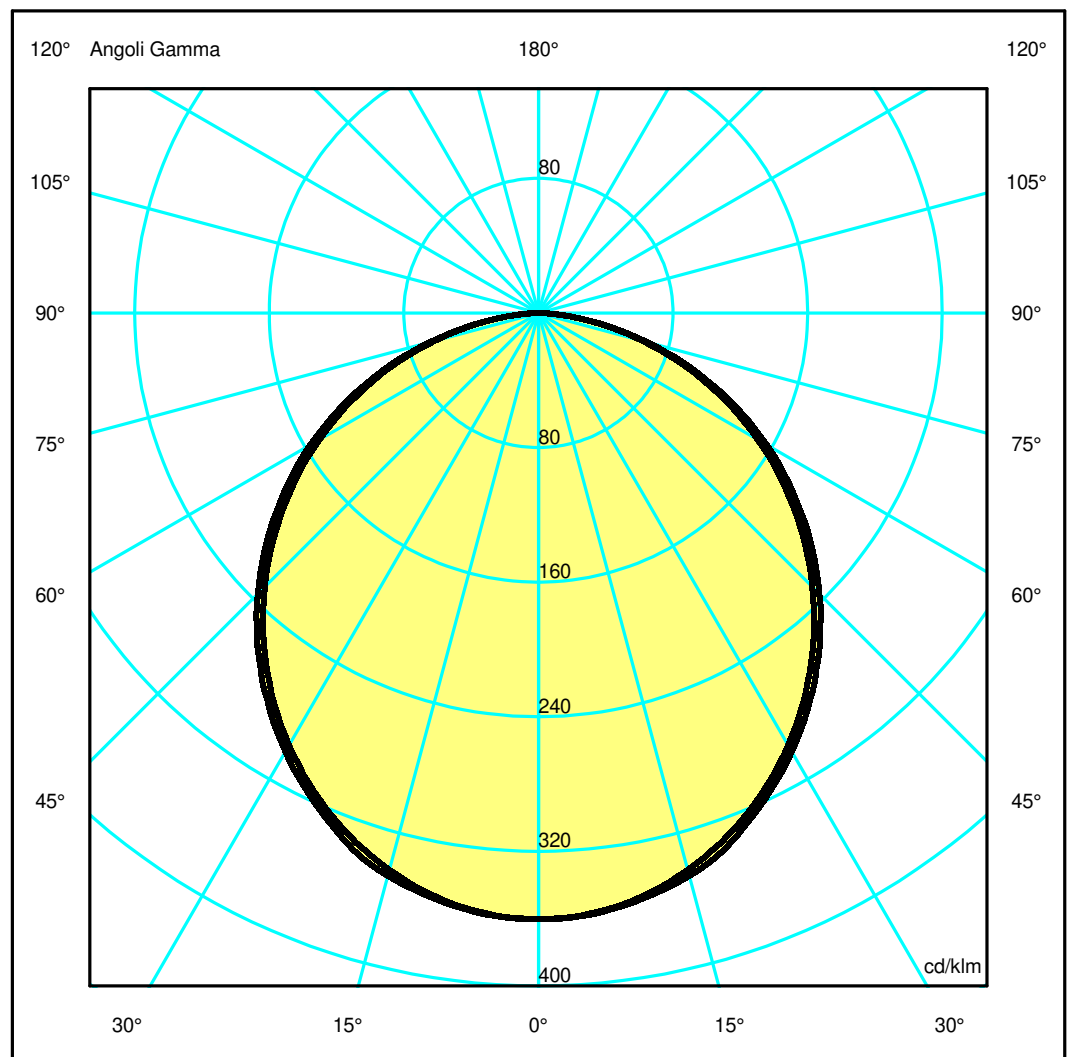
1176mm x 27mm



Semipiani C

180.0 ——— 0.0
 270.0 ——— 90.0

ULOR 0.01 %
 DLOR 99.99 %
 RN 0.01 %



Luminaire

Code AQ31101+AQ90XXX
 Name A.24 PLAF. MODULO DIFF. 4000K 1176mm WHITE + A.24 SCHERMO DIFF. OPALINO FLESSIB.

Measurement

Code FTS2300184
 Name A.24 PLAF. MODULO DIFF. 4000K 1176mm WHITE + A.24 SCHERMO DIFF. OPALINO FLESSIB.

Luminaire Flux	3015 lm	Luminaire Power	29.0 W	Efficacy	103.966 lm/W	Efficiency	100.00%
Source Flux	3015 lm	Maximum value	360.33 cd/klm	Position	C=0.00 G=0.00	CG	Double Symmetrical
Rectangular Luminaire		Length	1176 mm	Width	27 mm	Height	55 mm
Rectangular Luminous Area		Length	1176 mm	Width	22 mm	Height	0 mm
Horizontal Luminous Area		0.025872 m ²		Emitting area on Plane 180°		0.000000 m ²	
Emitting area on Plane 0°		0.000000 m ²		Emitting area on Plane 270°		0.000000 m ²	
Emitting area on Plane 90°		0.000000 m ²		Glare area at 76°		0.006259 m ²	
Coordinate system		CG		Symmetry Type		Double Symmetrical	
Date		20-09-2023		Maximum Gamma Angle		180	
Measurement Distance		0.00		Measurement Flux		3015 lm	

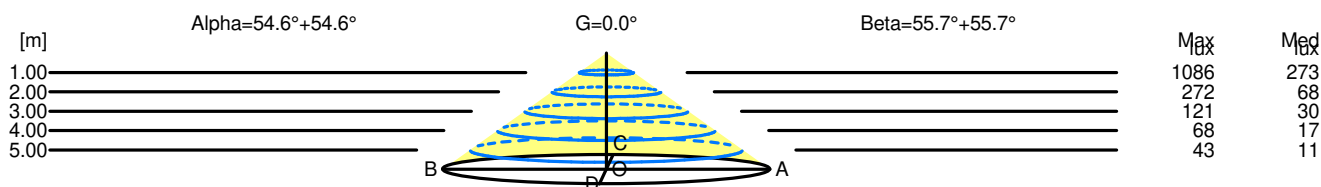
LED Flux=4976lm LED Power=27W Eff=61% EfcLed=187lm/W EfcLum=104lm/W CCT=4000K Ra=90 R9=50 SDCM=3 L70(17k)=102000h

C.I.E.	48 79 96 100 100	D DIN 5040	A30
F UTE	1.00 E	B NBN	BZ 4

Width at 50.00 % of Max Intensity

H[m]	1.00	2.00	3.00	4.00	5.00	H[m]	1.00	2.00	3.00	4.00	5.00
OA	1.41	2.82	4.22	5.63	7.04	OC	1.47	2.94	4.40	5.87	7.34
OB	1.41	2.82	4.22	5.63	7.04	OD	1.47	2.94	4.40	5.87	7.34

	Luminous Intensities [cd/klm]									
	0	5	15	25	35	45	55	65	75	85
OA	1086.40	1079.59	1033.09	948.61	834.27	693.72	537.43	367.53	194.16	43.99
OB	1086.40	1079.59	1033.09	948.61	834.27	693.72	537.43	367.53	194.16	43.99
OC	1086.40	1081.90	1043.66	960.60	847.60	711.49	555.41	382.99	201.78	41.63
OD	1086.40	1081.90	1043.66	960.60	847.60	711.49	555.41	382.99	201.78	41.63



H[m]	D[m]	Max lux	Med lux	Alpha=54.6°+54.6°	G=0.0
1.00	2.82	1086	273		
2.00	5.63	272	68		
3.00	8.45	121	30		
4.00	11.26	68	17		
5.00	14.08	43	11		

H[m]	D[m]	Max lux	Med lux	Beta=55.7°+55.7°	G=0.0
1.00	2.94	1086	273		
2.00	5.87	272	68		
3.00	8.81	121	30		
4.00	11.74	68	17		
5.00	14.68	43	11		