

Luminaire

Code AQ31120+AQ16XXX
 Name A.24 PLAF. MOD. DIFF. 4000K 1176mm BBRZ + A.24 SCHERMO DIFF. OPALINO

Measurement

Code FTS2300182
 Name A.24 PLAF. MOD. DIFF. 4000K 1176mm BBRZ + A.24 SCHERMO DIFF. OPALINO

Luminaire Flux	2843 lm	Luminaire Power	29.0 W	Efficacy	98.034 lm/W	Efficiency	100.00%
Source Flux	2843 lm	Maximum value	349.78 cd/klm	Position	C=90.00 G=1.00	CG	Double Symmetrical
Rectangular Luminaire		Length	1176 mm	Width	27 mm	Height	55 mm
Rectangular Luminous Area		Length	1176 mm	Width	22 mm	Height	0 mm
Horizontal Luminous Area		0.025872 m ²		Emitting area on Plane 180°		0.000000 m ²	
Emitting area on Plane 0°		0.000000 m ²		Emitting area on Plane 270°		0.000000 m ²	
Emitting area on Plane 90°		0.000000 m ²		Glare area at 76°		0.006259 m ²	
Coordinate system		CG		Symmetry Type		Double Symmetrical	
Date		20-09-2023		Maximum Gamma Angle		180	
Measurement Distance		0.00		Measurement Flux		2843 lm	

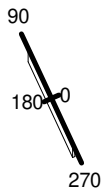
LED Flux=4976lm LED Power=27W Eff=57% EfcLed=187lm/W EfcLum=98lm/W CCT=4000K Ra=90 R9=50 SDCM=3 L70(17k)=102000h

C.I.E. 47 79 96 100 100
 F UTE 1.00 E

D DIN 5040
 B NBN

A30
 BZ 5 / 2 / BZ 4

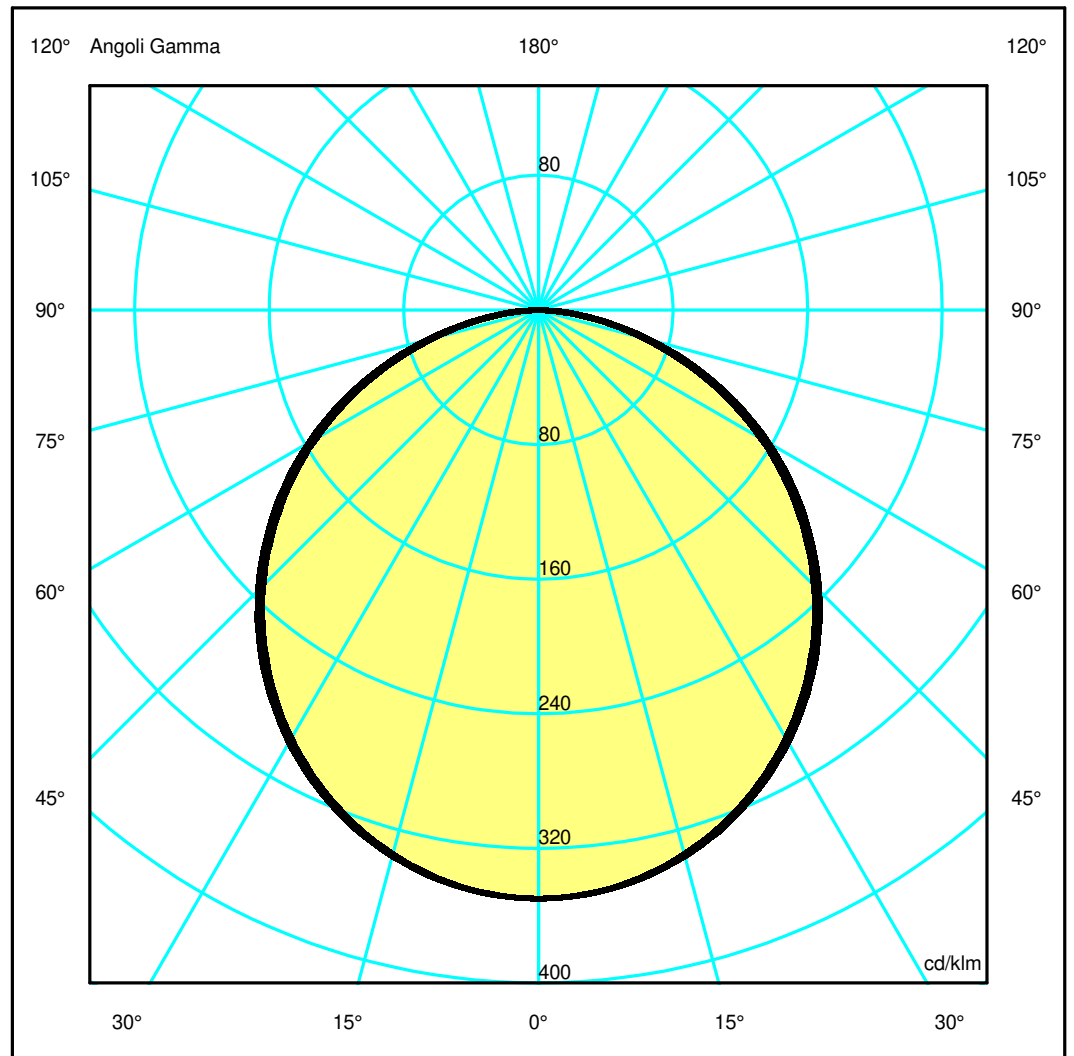
1176mm x 27mm



Semipiani C

180.0 ——— 0.0
 270.0 ——— 90.0

ULOR 0.01 %
 DLOR 99.99 %
 RN 0.01 %



Luminaire

Code AQ31120+AQ16XXX
 Name A.24 PLAF. MOD. DIFF. 4000K 1176mm BBRZ + A.24 SCHERMO DIFF. OPALINO

Measurment.

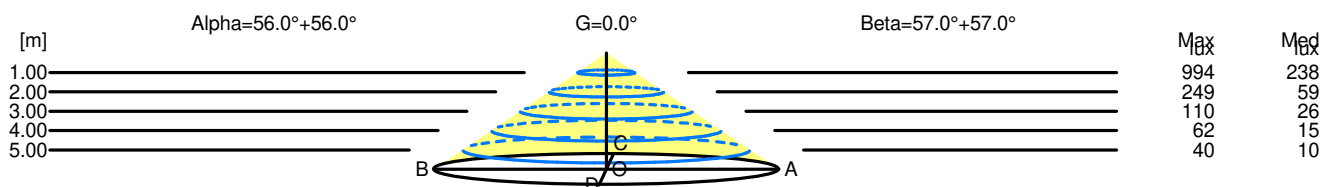
Code FTS2300182
 Name A.24 PLAF. MOD. DIFF. 4000K 1176mm BBRZ + A.24 SCHERMO DIFF. OPALINO

Luminaire Flux	2843 lm	Luminaire Power	29.0 W	Efficacy	98.034 lm/W	Efficiency	100.00%
Source Flux	2843 lm	Maximum value	349.78 cd/klm	Position	C=90.00 G=1.00	CG	Double Symmetrical
Rectangular Luminaire		Length	1176 mm	Width	27 mm	Height	55 mm
Rectangular Luminous Area		Length	1176 mm	Width	22 mm	Height	0 mm
Horizontal Luminous Area		0.025872 m2		Emitting area on Plane 180°		0.000000 m2	
Emitting area on Plane 0°		0.000000 m2		Emitting area on Plane 270°		0.000000 m2	
Emitting area on Plane 90°		0.000000 m2		Glare area at 76°		0.006259 m2	
Coordinate system		CG		Symmetry Type		Double Symmetrical	
Date		20-09-2023		Maximum Gamma Angle		180	
Measurement Distance		0.00		Measurement Flux		2843 lm	
LED Flux=4976lm LED Power=27W Eff=57% EfcLed=187lm/W EfcLum=98lm/W CCT=4000K Ra=90 R9=50 SDCM=3 L70(17k)=102000h							
C.I.E.	47 79 96 100 100			D DIN 5040	A30		
F UTE	1.00 E			B NBN	BZ 5 / 2 / BZ 4		

Width at 50.00 % of Max Intensity

H[m]	1.00	2.00	3.00	4.00	5.00	H[m]	1.00	2.00	3.00	4.00	5.00
OA	1.48	2.97	4.45	5.94	7.42	OC	1.54	3.07	4.61	6.15	7.69
OB	1.48	2.97	4.45	5.94	7.42	OD	1.54	3.07	4.61	6.15	7.69

	Luminous Intensities [cd/klm]									
	0	5	15	25	35	45	55	65	75	85
OA	994.41	989.47	951.71	881.54	782.65	657.69	513.24	350.74	183.60	40.40
OB	994.41	989.47	951.71	881.54	782.65	657.69	513.24	350.74	183.60	40.40
OC	994.41	990.06	955.75	887.94	792.45	670.50	526.62	366.26	195.91	51.41
OD	994.41	990.06	955.75	887.94	792.45	670.50	526.62	366.26	195.91	51.41



H[m]	D[m]	Max lux	Med lux	Alpha=56.0°+56.0°	G=0.0
1.00	2.97	994	238		
2.00	5.94	249	59		
3.00	8.90	110	26		
4.00	11.87	62	15		
5.00	14.84	40	10		

H[m]	D[m]	Max lux	Med lux	Beta=57.0°+57.0°	G=0.0
1.00	3.07	994	238		
2.00	6.15	249	59		
3.00	9.22	110	26		
4.00	12.30	62	15		
5.00	15.37	40	10		