

Luminaire

Code AQ31304+AQ90XXX
 Name A.24 PLAF. MODULO DIFF.4000K 2352mm BLACK + A.24 SCHERMO DIFF. OPALINO FLESSIB.

Measurement

Code FTS2300187
 Name A.24 PLAF. MODULO DIFF.4000K 2352mm BLACK + A.24 SCHERMO DIFF. OPALINO FLESSIB.


Luminaire Flux	4734 lm	Luminaire Power	58.0 W	Efficacy	81.621 lm/W	Efficiency	100.00%
Source Flux	4734 lm	Maximum value	365.77 cd/klm	Position	C=60.00 G=1.00	CG	Double Symmetrical
Rectangular Luminaire		Length	2352 mm	Width	27 mm	Height	55 mm
Rectangular Luminous Area		Length	2352 mm	Width	22 mm	Height	0 mm
Horizontal Luminous Area		0.051744 m ²		Emitting area on Plane 180°		0.000000 m ²	
Emitting area on Plane 0°		0.000000 m ²		Emitting area on Plane 270°		0.000000 m ²	
Emitting area on Plane 90°		0.000000 m ²		Glare area at 76°		0.012518 m ²	
Coordinate system		CG		Symmetry Type		Double Symmetrical	
Date		20-09-2023		Maximum Gamma Angle		180	
Measurement Distance		0.00		Measurement Flux		4734 lm	

LED Flux=9952lm LED Power=53W Eff=48% EfcLed=187lm/W EfcLum=82lm/W CCT=4000K Ra=90 R9=50 SDCM=3 L70(17k)=102000h

C.I.E. 48 79 96 100 100
 F UTE 1.00 E

D DIN 5040
 B NBN
 A30
 BZ 4

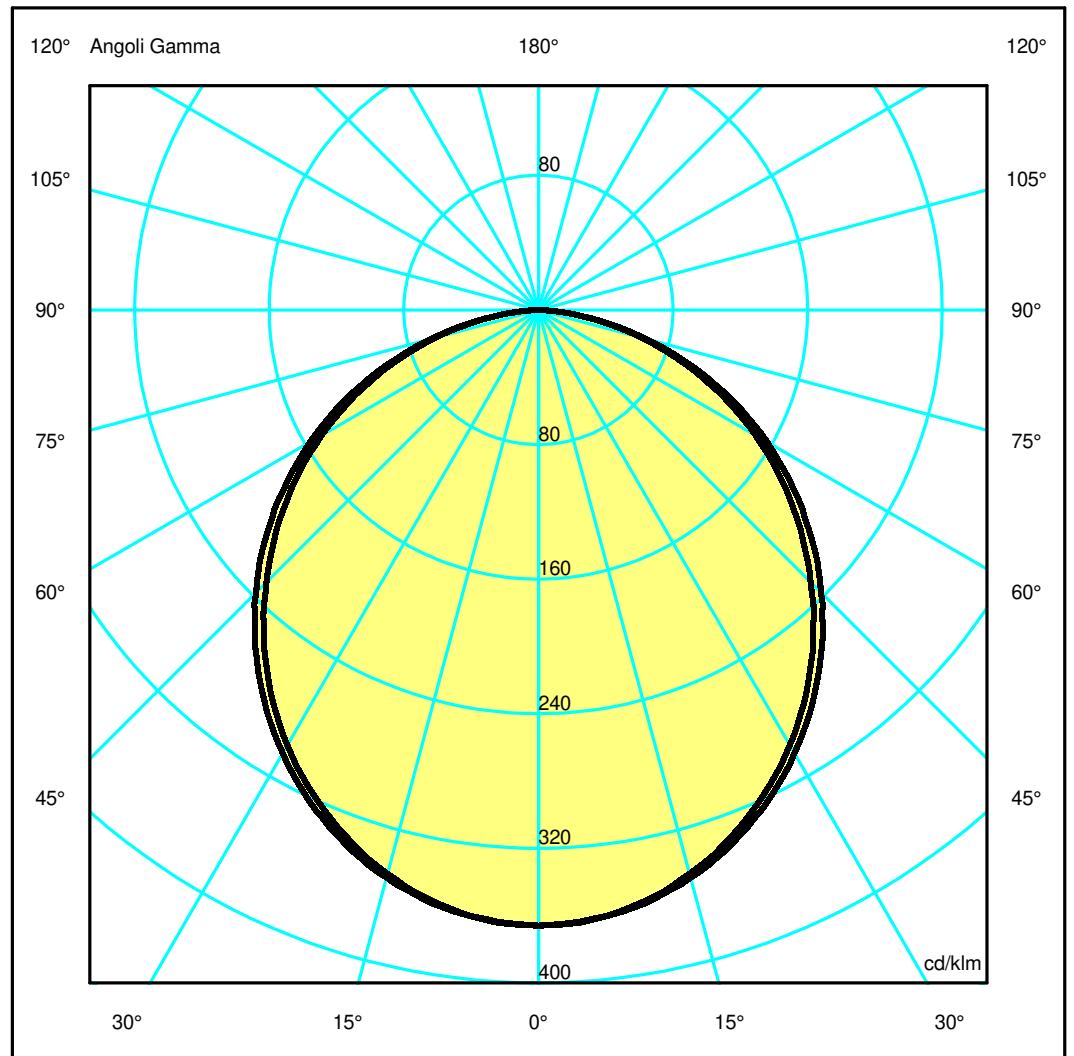
2352mm x 27mm



Semipiani C

180.0 ——— 0.0
 270.0 ——— 90.0

ULOR 0.01 %
 DLOR 99.99 %
 RN 0.01 %



Luminaire

Code AQ31304+AQ90XXX
 Name A.24 PLAF. MODULO DIFF.4000K 2352mm BLACK + A.24 SCHERMO DIFF. OPALINO FLESSIB.

Measurement

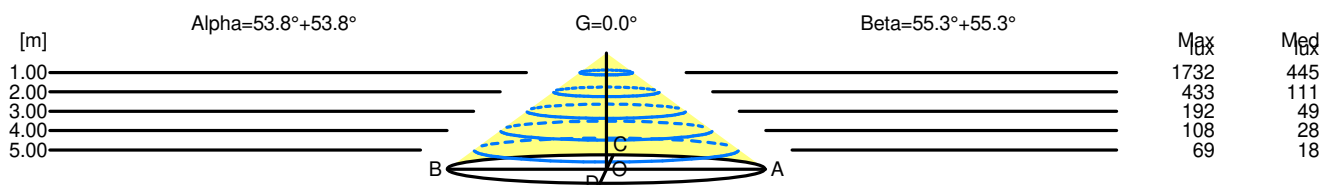
Code FTS2300187
 Name A.24 PLAF. MODULO DIFF.4000K 2352mm BLACK + A.24 SCHERMO DIFF. OPALINO FLESSIB.

Luminaire Flux	4734 lm	Luminaire Power	58.0 W	Efficacy	81.621 lm/W	Efficiency	100.00%
Source Flux	4734 lm	Maximum value	365.77 cd/klm	Position	C=60.00 G=1.00	CG	Double Symmetrical
Rectangular Luminaire		Length	2352 mm	Width	27 mm	Height	55 mm
Rectangular Luminous Area		Length	2352 mm	Width	22 mm	Height	0 mm
Horizontal Luminous Area	0.051744 m2			Emitting area on Plane 180°			0.000000 m2
Emitting area on Plane 0°	0.000000 m2			Emitting area on Plane 270°			0.000000 m2
Emitting area on Plane 90°	0.000000 m2			Glare area at 76°			0.012518 m2
Coordinate system	CG			Symmetry Type			Double Symmetrical
Date	20-09-2023			Maximum Gamma Angle			180
Measurement Distance	0.00			Measurement Flux			4734 lm
LED Flux=9952lm LED Power=53W Eff=48% EfcLed=187lm/W EfcLum=82lm/W CCT=4000K Ra=90 R9=50 SDCM=3 L70(17k)=102000h							
C.I.E.	48 79 96 100 100			D DIN 5040	A30		
F UTE	1.00 E			B NBN	BZ 4		

Width at 50.00 % of Max Intensity

H[m]	1.00	2.00	3.00	4.00	5.00	H[m]	1.00	2.00	3.00	4.00	5.00
OA	1.37	2.74	4.10	5.47	6.84	OC	1.45	2.89	4.34	5.78	7.23
OB	1.37	2.74	4.10	5.47	6.84	OD	1.45	2.89	4.34	5.78	7.23

	Luminous Intensities [cd/klm]									
	0	5	15	25	35	45	55	65	75	85
OA	1731.50	1719.95	1642.16	1501.76	1313.94	1082.57	835.88	571.06	299.23	66.38
OB	1731.50	1719.95	1642.16	1501.76	1313.94	1082.57	835.88	571.06	299.23	66.38
OC	1731.50	1722.02	1653.49	1525.19	1345.09	1123.60	873.64	604.15	313.09	63.37
OD	1731.50	1722.02	1653.49	1525.19	1345.09	1123.60	873.64	604.15	313.09	63.37



H[m]	D[m]	Max lux	Med lux	Alpha=53.8°+53.8°	G=0.0
1.00	2.74	1732	445		
2.00	5.47	433	111		
3.00	8.21	192	49		
4.00	10.94	108	28		
5.00	13.68	69	18		

H[m]	D[m]	Max lux	Med lux	Beta=55.3°+55.3°	G=0.0
1.00	2.89	1732	445		
2.00	5.78	433	111		
3.00	8.68	192	49		
4.00	11.57	108	28		
5.00	14.46	69	18		