

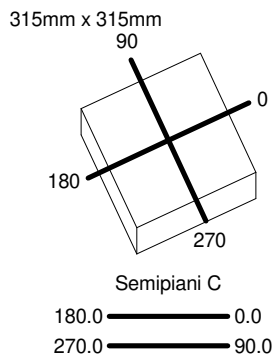
Luminaire

Code AQ31401+AQ16XXX
 Name A.24 PLAF. MODULO DIFF. ANGOLO 90° 3000K WHITE + A.24 SCHERMO DIFF. OPALINO

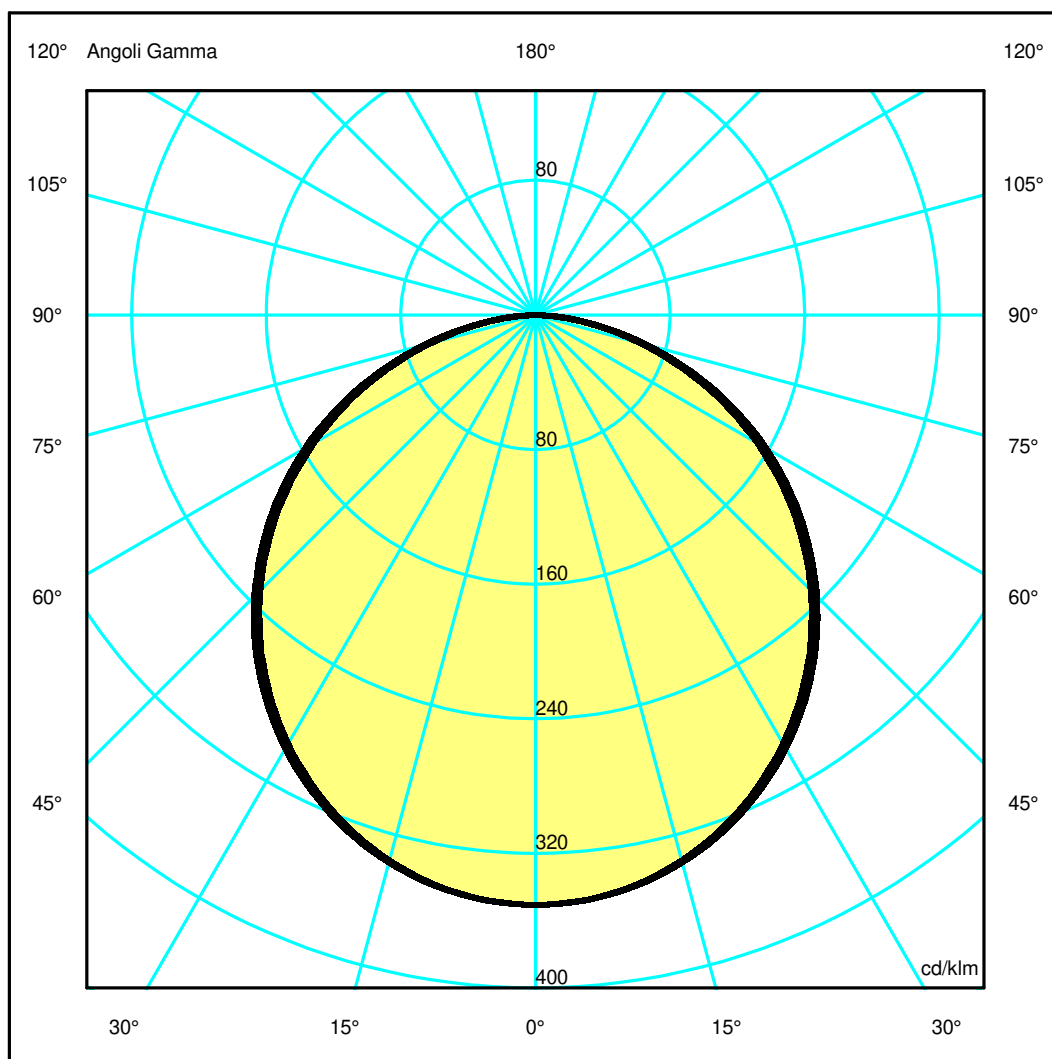
Measurement

Code FTS1800695-A
 Name A.24 PLAF. MODULO DIFF. ANGOLO 90° 3000K WHITE + A.24 SCHERMO DIFF. OPALINO

Luminaire Flux	1709 lm	Luminaire Power	14.0 W	Efficacy	122.071 lm/W	Efficiency	100.00%
Source Flux	1709 lm	Maximum value	350.51 cd/klm	Position	C=60.00 G=1.00	CG	Double Symmetrical
Rectangular Luminaire		Length	315 mm	Width	315 mm	Height	55 mm
Rectangular Luminous Area		Length	111 mm	Width	111 mm	Height	0 mm
Horizontal Luminous Area		0.012321 m ²		Emitting area on Plane 180°		0.000000 m ²	
Emitting area on Plane 0°		0.000000 m ²		Emitting area on Plane 270°		0.000000 m ²	
Emitting area on Plane 90°		0.000000 m ²		Glare area at 76°		0.002981 m ²	
Coordinate system		CG		Symmetry Type		Double Symmetrical	
Date		20-09-2023		Maximum Gamma Angle		180	
Measurement Distance		0.00		Measurement Flux		1709 lm	
LED Flux=2488lm LED Power=13W Eff=69% EfcLed=187lm/W EfcLum=122lm/W CCT=3000K Ra=90 R9=50 SDCM=3 L70(17k)=102000h							
C.I.E.	47 79 96 100 100			D DIN 5040	A30		
F UTE	1.00 E			B NBN	BZ 5 / 1.25 / BZ 4		



ULOR 0.01 %
 DLOR 99.99 %
 RN 0.01 %



Luminaire

Code AQ31401+AQ16XXX
 Name A.24 PLAF. MODULO DIFF. ANGOLO 90° 3000K WHITE + A.24 SCHERMO DIFF. OPALINO

Measurement

Code FTS1800695-A
 Name A.24 PLAF. MODULO DIFF. ANGOLO 90° 3000K WHITE + A.24 SCHERMO DIFF. OPALINO

Luminaire Flux	1709 lm	Luminaire Power	14.0 W	Efficacy	122.071 lm/W	Efficiency	100.00%
Source Flux	1709 lm	Maximum value	350.51 cd/klm	Position	C=60.00 G=1.00	CG	Double Symmetrical
Rectangular Luminaire		Length	315 mm	Width	315 mm	Height	55 mm
Rectangular Luminous Area		Length	111 mm	Width	111 mm	Height	0 mm
Horizontal Luminous Area		0.012321 m2		Emitting area on Plane 180°		0.000000 m2	
Emitting area on Plane 0°		0.000000 m2		Emitting area on Plane 270°		0.000000 m2	
Emitting area on Plane 90°		0.000000 m2		Glare area at 76°		0.002981 m2	
Coordinate system		CG		Symmetry Type		Double Symmetrical	
Date		20-09-2023		Maximum Gamma Angle		180	
Measurement Distance		0.00		Measurement Flux		1709 lm	

LED Flux=2488lm LED Power=13W Eff=69% EfcLed=187lm/W EfcLum=122lm/W CCT=3000K Ra=90 R9=50 SDCM=3 L70(17k)=102000h

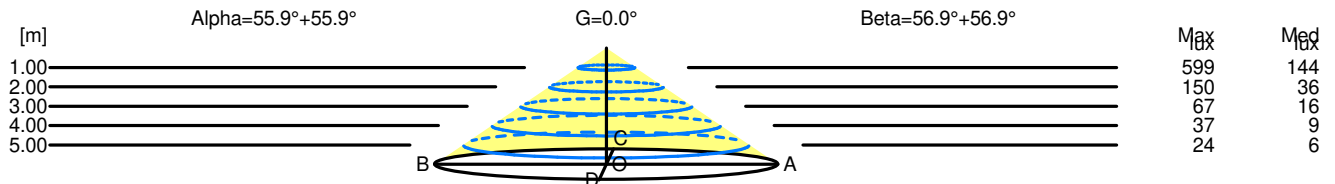
C.I.E. 47 79 96 100 100
 F UTE 1.00 E

D DIN 5040
 B NBN
 A30
 BZ 5 / 1.25 / BZ 4

Width at 50.00 % of Max Intensity

H[m]	1.00	2.00	3.00	4.00	5.00	H[m]	1.00	2.00	3.00	4.00	5.00
OA	1.48	2.96	4.43	5.91	7.39	OC	1.54	3.07	4.61	6.15	7.68
OB	1.48	2.96	4.43	5.91	7.39	OD	1.54	3.07	4.61	6.15	7.68

	Luminous Intensities [cd/klm]									
	0	5	15	25	35	45	55	65	75	85
OA	599.00	596.17	573.65	530.72	470.43	395.62	307.42	210.17	110.09	24.64
OB	599.00	596.17	573.65	530.72	470.43	395.62	307.42	210.17	110.09	24.64
OC	599.00	596.53	575.61	535.41	477.65	404.22	317.32	220.38	116.78	29.79
OD	599.00	596.53	575.61	535.41	477.65	404.22	317.32	220.38	116.78	29.79



H[m]	D[m]	Max lux	Med lux	Alpha=55.9°+55.9°	G=0.0
1.00	2.96	599	144		
2.00	5.91	150	36		
3.00	8.87	67	16		
4.00	11.82	37	9		
5.00	14.78	24	6		

H[m]	D[m]	Max lux	Med lux	Beta=56.9°+56.9°	G=0.0
1.00	3.07	599	144		
2.00	6.15	150	36		
3.00	9.22	67	16		
4.00	12.29	37	9		
5.00	15.36	24	6		