

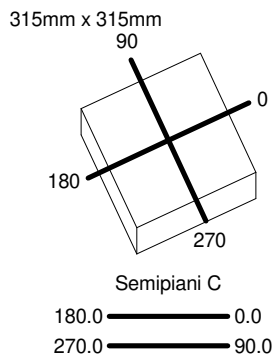
Luminaire

Code AQ31520+AQ90XXX
 Name A.24 PLAF. MOD.DIFF.ANG.90° 4000K BR.BRZ + A.24 SCHERMO DIFF. OPALINO FLESSIB.

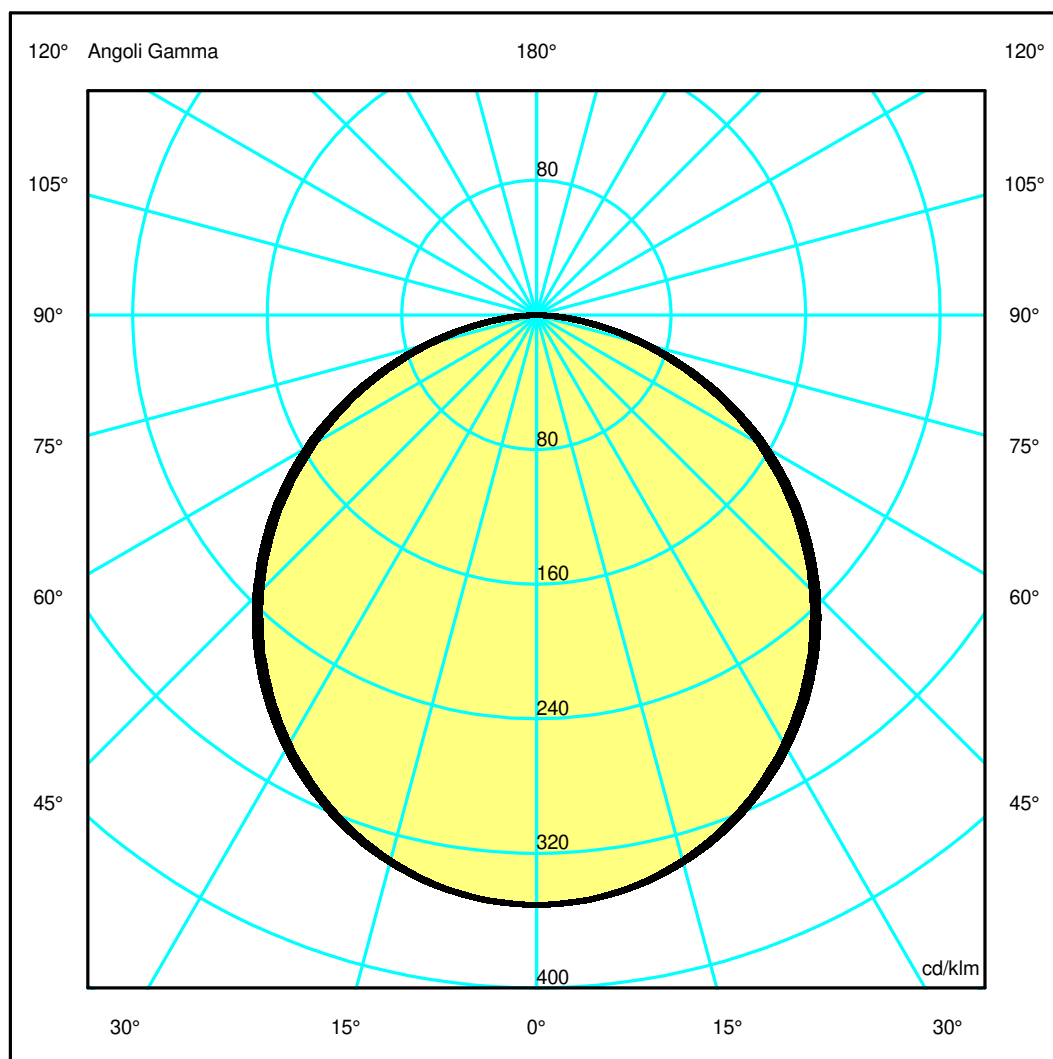
Measurement

Code FTS2300228
 Name A.24 PLAF. MOD.DIFF.ANG.90° 4000K BR.BRZ + A.24 SCHERMO DIFF. OPALINO FLESSIB.

| | | | | | | | |
|------------------------------------------------------------------------------------------------------------------|------------------|-------------------------|---------------|-----------------------------|--------------------|-------------------------|--------------------|
| Luminaire Flux | 1184 lm | Luminaire Power | 14.0 W | Efficacy | 84.571 lm/W | Efficiency | 100.00% |
| Source Flux | 1184 lm | Maximum value | 350.51 cd/klm | Position | C=60.00 G=1.00 | CG | Double Symmetrical |
| Rectangular Luminaire | | Length | 315 mm | Width | 315 mm | Height | 55 mm |
| Rectangular Luminous Area | | Length | 111 mm | Width | 111 mm | Height | 0 mm |
| Horizontal Luminous Area | | 0.012321 m ² | | Emitting area on Plane 180° | | 0.000000 m ² | |
| Emitting area on Plane 0° | | 0.000000 m ² | | Emitting area on Plane 270° | | 0.000000 m ² | |
| Emitting area on Plane 90° | | 0.000000 m ² | | Glare area at 76° | | 0.002981 m ² | |
| Coordinate system | | CG | | Symmetry Type | | Double Symmetrical | |
| Date | | 20-09-2023 | | Maximum Gamma Angle | | 180 | |
| Measurement Distance | | 0.00 | | Measurement Flux | | 1184 lm | |
| LED Flux=2488lm LED Power=13W Eff=48% EfcLed=187lm/W EfcLum=85lm/W CCT=4000K Ra=90 R9=50 SDCM=3 L70(17k)=102000h | | | | | | | |
| C.I.E. | 47 79 96 100 100 | | | D DIN 5040 | A30 | | |
| F UTE | 1.00 E | | | B NBN | BZ 5 / 1.25 / BZ 4 | | |



ULOR 0.01 %
 DLOR 99.99 %
 RN 0.01 %



Luminaire

Code AQ31520+AQ90XXX
 Name A.24 PLAF. MOD.DIFF.ANG.90° 4000K BR.BRZ + A.24 SCHERMO DIFF. OPALINO FLESSIB.

Measurerm.

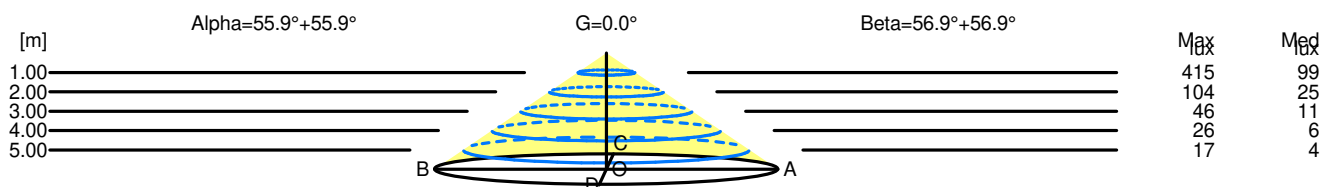
Code FTS2300228
 Name A.24 PLAF. MOD.DIFF.ANG.90° 4000K BR.BRZ + A.24 SCHERMO DIFF. OPALINO FLESSIB.

| | | | | | | | |
|------------------------------------------------------------------------------------------------------------------|------------------|-----------------|---------------|-----------------------------|--------------------|--------------------|--------------------|
| Luminaire Flux | 1184 lm | Luminaire Power | 14.0 W | Efficacy | 84.571 lm/W | Efficiency | 100.00% |
| Source Flux | 1184 lm | Maximum value | 350.51 cd/klm | Position | C=60.00 G=1.00 | CG | Double Symmetrical |
| Rectangular Luminaire | | Length | 315 mm | Width | 315 mm | Height | 55 mm |
| Rectangular Luminous Area | | Length | 111 mm | Width | 111 mm | Height | 0 mm |
| Horizontal Luminous Area | | 0.012321 m2 | | Emitting area on Plane 180° | | 0.000000 m2 | |
| Emitting area on Plane 0° | | 0.000000 m2 | | Emitting area on Plane 270° | | 0.000000 m2 | |
| Emitting area on Plane 90° | | 0.000000 m2 | | Glare area at 76° | | 0.002981 m2 | |
| Coordinate system | | CG | | Symmetry Type | | Double Symmetrical | |
| Date | | 20-09-2023 | | Maximum Gamma Angle | | 180 | |
| Measurement Distance | | 0.00 | | Measurement Flux | | 1184 lm | |
| LED Flux=2488lm LED Power=13W Eff=48% EfcLed=187lm/W EfcLum=85lm/W CCT=4000K Ra=90 R9=50 SDCM=3 L70(17k)=102000h | | | | | | | |
| C.I.E. | 47 79 96 100 100 | | | D DIN 5040 | A30 | | |
| F UTE | 1.00 E | | | B NBN | BZ 5 / 1.25 / BZ 4 | | |

Width at 50.00 % of Max Intensity

| | | | | | | | | | | | |
|------|------|------|------|------|------|------|------|------|------|------|------|
| H[m] | 1.00 | 2.00 | 3.00 | 4.00 | 5.00 | H[m] | 1.00 | 2.00 | 3.00 | 4.00 | 5.00 |
| OA | 1.48 | 2.96 | 4.43 | 5.91 | 7.39 | OC | 1.54 | 3.07 | 4.61 | 6.15 | 7.68 |
| OB | 1.48 | 2.96 | 4.43 | 5.91 | 7.39 | OD | 1.54 | 3.07 | 4.61 | 6.15 | 7.68 |

| | Luminous Intensities [cd/klm] | | | | | | | | | |
|----|---------------------------------|--------|--------|--------|--------|--------|--------|--------|-------|-------|
| | 0 | 5 | 15 | 25 | 35 | 45 | 55 | 65 | 75 | 85 |
| OA | 414.99 | 413.02 | 397.43 | 367.69 | 325.92 | 274.08 | 212.98 | 145.61 | 76.27 | 17.07 |
| OB | 414.99 | 413.02 | 397.43 | 367.69 | 325.92 | 274.08 | 212.98 | 145.61 | 76.27 | 17.07 |
| OC | 414.99 | 413.28 | 398.78 | 370.94 | 330.92 | 280.05 | 219.84 | 152.68 | 80.91 | 20.64 |
| OD | 414.99 | 413.28 | 398.78 | 370.94 | 330.92 | 280.05 | 219.84 | 152.68 | 80.91 | 20.64 |



| H[m] | D[m] | Max lux | Med lux | Alpha=55.9°+55.9° | G=0.0 |
|------|-------|---------|---------|-------------------|-------|
| 1.00 | 2.96 | 415 | 99 | | |
| 2.00 | 5.91 | 104 | 25 | | |
| 3.00 | 8.87 | 46 | 11 | | |
| 4.00 | 11.82 | 26 | 6 | | |
| 5.00 | 14.78 | 17 | 4 | | |

| H[m] | D[m] | Max lux | Med lux | Beta=56.9°+56.9° | G=0.0 |
|------|-------|---------|---------|------------------|-------|
| 1.00 | 3.07 | 415 | 99 | | |
| 2.00 | 6.15 | 104 | 25 | | |
| 3.00 | 9.22 | 46 | 11 | | |
| 4.00 | 12.29 | 26 | 6 | | |
| 5.00 | 15.36 | 17 | 4 | | |