

Luminaire

Code AQ32420
Name A.24 PLAF. MOD.SHARP 2700K FL 1176mm BBRZ

Measurement

Code FTS1802173-A
Name A.24 PLAF. MOD.SHARP 2700K FL 1176mm BBRZ

Luminaire Flux	1617 lm	Luminaire Power	22.0 W	Efficacy	73.482 lm/W	Efficiency	100.00%
Source Flux	1617 lm	Maximum value	2814.46 cd/klm	Position	C=20.00 G=1.00	CG	Double Symmetrical
Rectangular Luminaire		Length	1176 mm	Width	27 mm	Height	55 mm
Rectangular Luminous Area		Length	258 mm	Width	12 mm	Height	0 mm
Horizontal Luminous Area		0.003096 m2		Emitting area on Plane 180°		0.000000 m2	
Emitting area on Plane 0°		0.000000 m2		Emitting area on Plane 270°		0.000000 m2	
Emitting area on Plane 90°		0.000000 m2		Glare area at 76°		0.000749 m2	
Coordinate system		CG		Symmetry Type		Double Symmetrical	
Date		17-11-2021		Maximum Gamma Angle		180	
Measurement Distance		0.00		Measurement Flux		1617 lm	

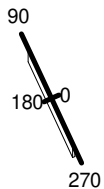
LED Flux=1986lm LED Power=20W Eff=81% EfcLed=99lm/W EfcLum=73lm/W CCT=2700K Ra=90 R9=50 SDCM=3 L70(6K)=272160h

C.I.E. 98 100 100 100 100
F UTE --

D DIN 5040
B NBN

A60
BZ 1

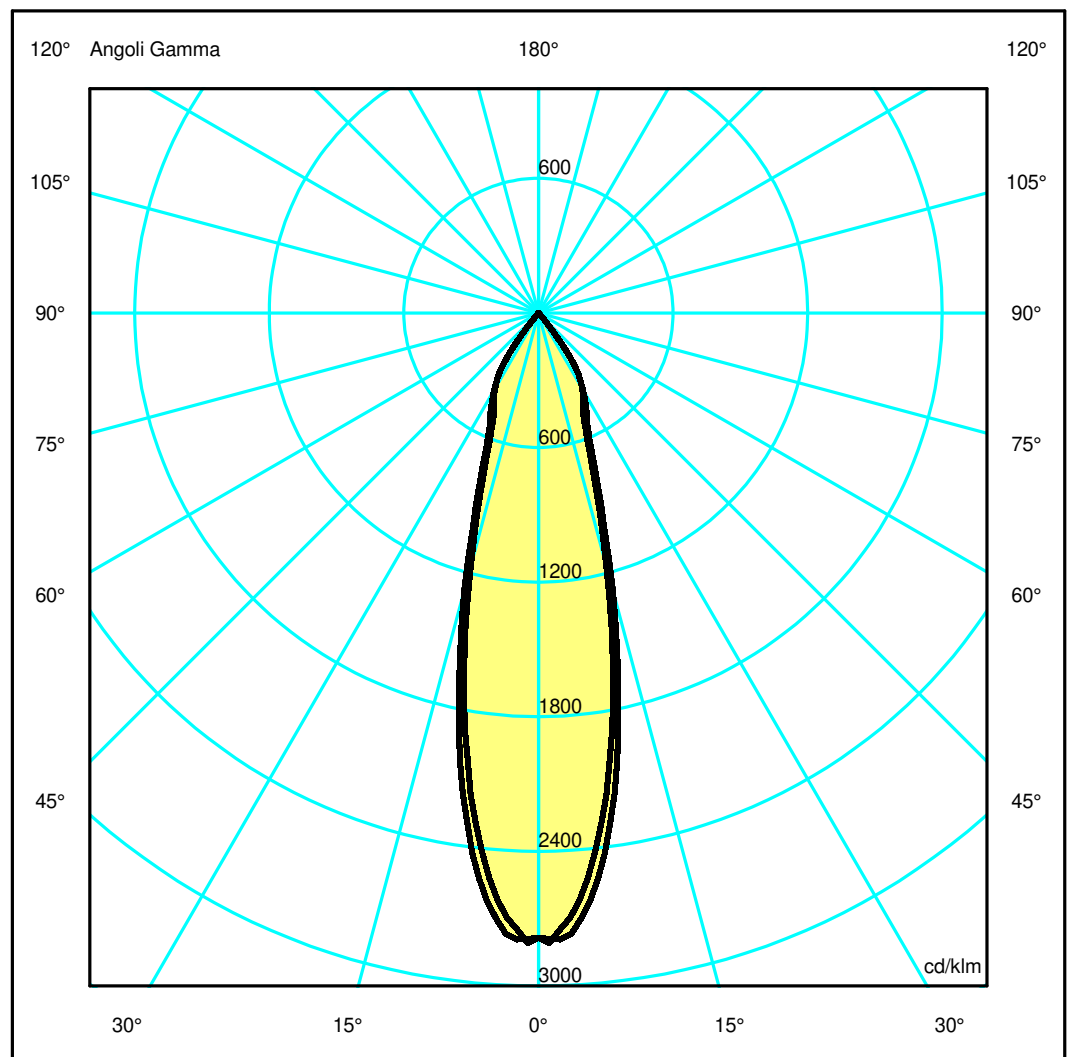
1176mm x 27mm



Semipiani C

180.0 — 0.0
270.0 — 90.0

ULOR 0.00 %
DLOR 100.00 %
RN 0.00 %



Luminaire

Code AQ32420
Name A.24 PLAF. MOD.SHARP 2700K FL 1176mm BBRZ

Measurerm.

Code FTS1802173-A
Name A.24 PLAF. MOD.SHARP 2700K FL 1176mm BBRZ

Luminaire Flux	1617 lm	Luminaire Power	22.0 W	Efficacy	73.482 lm/W	Efficiency	100.00%
Source Flux	1617 lm	Maximum value	2814.46 cd/klm	Position	C=20.00 G=1.00	CG	Double Symmetrical
Rectangular Luminaire		Length	1176 mm	Width	27 mm	Height	55 mm
Rectangular Luminous Area		Length	258 mm	Width	12 mm	Height	0 mm
Horizontal Luminous Area		0.003096 m2		Emitting area on Plane 180°		0.000000 m2	
Emitting area on Plane 0°		0.000000 m2		Emitting area on Plane 270°		0.000000 m2	
Emitting area on Plane 90°		0.000000 m2		Glare area at 76°		0.000749 m2	
Coordinate system		CG		Symmetry Type		Double Symmetrical	
Date		17-11-2021		Maximum Gamma Angle		180	
Measurement Distance		0.00		Measurement Flux		1617 lm	

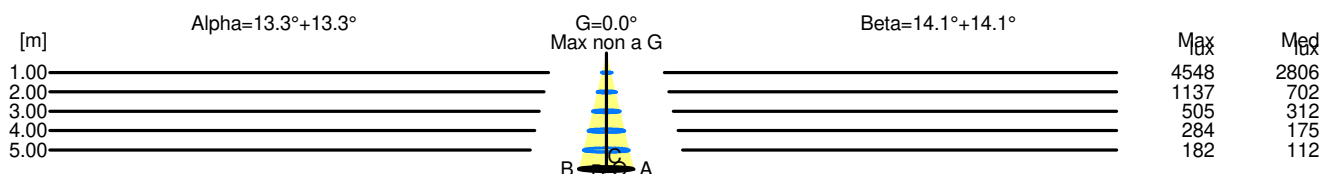
LED Flux=1986lm LED Power=20W Eff=81% EfcLed=99lm/W EfcLum=73lm/W CCT=2700K Ra=90 R9=50 SDCM=3 L70(6K)=272160h

C.I.E.	98	100	100	100	100	D DIN 5040	A60
F UTE	--					B NBN	BZ 1

Width at 50.00 % of Max Intensity

H[m]	1.00	2.00	3.00	4.00	5.00	H[m]	1.00	2.00	3.00	4.00	5.00
OA	0.24	0.47	0.71	0.95	1.18	OC	0.25	0.50	0.75	1.00	1.25
OB	0.24	0.47	0.71	0.95	1.18	OD	0.25	0.50	0.75	1.00	1.25

	Luminous Intensities [cd/klm]									
	0	5	15	25	35	45	55	65	75	85
OA	4500.85	4085.68	1892.77	757.54	429.63	10.77	3.73	1.07	0.00	0.00
OB	4500.85	4085.68	1892.77	757.54	429.63	10.77	3.73	1.07	0.00	0.00
OC	4500.85	4253.05	2064.30	819.00	424.40	15.71	4.32	1.02	0.00	0.00
OD	4500.85	4253.05	2064.30	819.00	424.40	15.71	4.32	1.02	0.00	0.00



H[m]	D[m]	Max lux	Med lux	Alpha=13.3°+13.3°	G=0.0 Max non a G
1.00	0.47	4548	2806		
2.00	0.95	1137	702		
3.00	1.42	505	312		
4.00	1.89	284	175		
5.00	2.37	182	112		

H[m]	D[m]	Max lux	Med lux	Beta=14.1°+14.1°	G=0.0 Max non a G
1.00	0.50	4548	2806		
2.00	1.00	1137	702		
3.00	1.50	505	312		
4.00	2.01	284	175		
5.00	2.51	182	112		