

Luminaire

Code AQ37120+AQ90XXX
 Name A.24 PLAF. MOD. DIFF. 2700K 2352mm BBRZ + A.24 SCHERMO DIFF. OPALINO FLESSIB.

Measurement

Code FTS2300159
 Name A.24 PLAF. MOD. DIFF. 2700K 2352mm BBRZ + A.24 SCHERMO DIFF. OPALINO FLESSIB.

Luminaire Flux	4464 lm	Luminaire Power	58.0 W	Efficacy	76.966 lm/W	Efficiency	100.00%
Source Flux	4464 lm	Maximum value	365.77 cd/klm	Position	C=60.00 G=1.00	CG	Double Symmetrical
Rectangular Luminaire		Length	2352 mm	Width	27 mm	Height	55 mm
Rectangular Luminous Area		Length	2352 mm	Width	22 mm	Height	0 mm
Horizontal Luminous Area		0.051744 m ²		Emitting area on Plane 180°		0.000000 m ²	
Emitting area on Plane 0°		0.000000 m ²		Emitting area on Plane 270°		0.000000 m ²	
Emitting area on Plane 90°		0.000000 m ²		Glare area at 76°		0.012518 m ²	
Coordinate system		CG		Symmetry Type		Double Symmetrical	
Date		20-09-2023		Maximum Gamma Angle		180	
Measurement Distance		0.00		Measurement Flux		4464 lm	


LED Flux=9383lm LED Power=53W Eff=48% EfcLed=176lm/W EfcLum=77lm/W CCT=2700K Ra=90 R9=50 SDCM=3 L70(17k)=102000h

C.I.E. 48 79 96 100 100
 F UTE 1.00 E

D DIN 5040
 B NBN

A30
 BZ 4

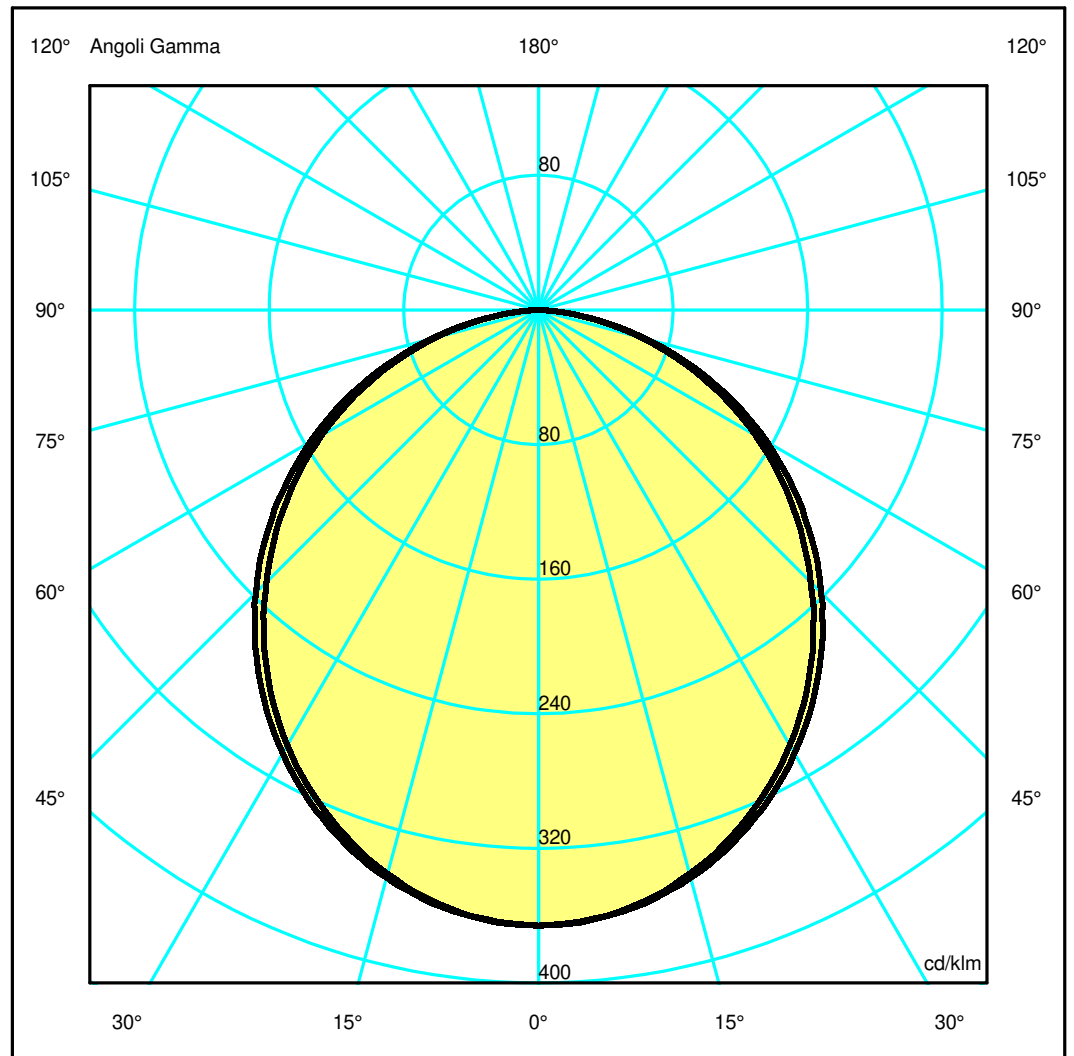
2352mm x 27mm



Semipiani C

180.0 ——— 0.0
 270.0 ——— 90.0

ULOR 0.01 %
 DLOR 99.99 %
 RN 0.01 %



Luminaire

Code AQ37120+AQ90XXX
 Name A.24 PLAF. MOD. DIFF. 2700K 2352mm BBRZ + A.24 SCHERMO DIFF. OPALINO FLESSIB.

Measurerm.

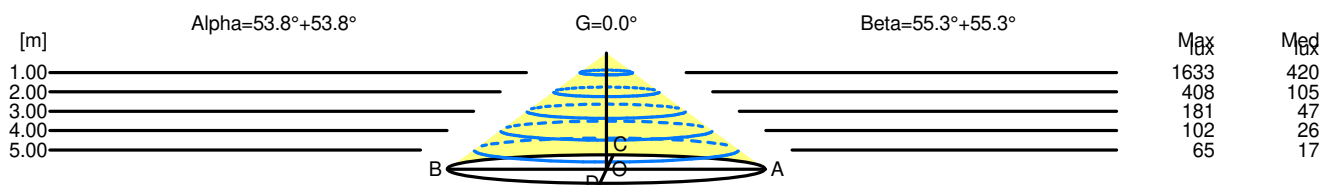
Code FTS2300159
 Name A.24 PLAF. MOD. DIFF. 2700K 2352mm BBRZ + A.24 SCHERMO DIFF. OPALINO FLESSIB.

Luminaire Flux	4464 lm	Luminaire Power	58.0 W	Efficacy	76.966 lm/W	Efficiency	100.00%
Source Flux	4464 lm	Maximum value	365.77 cd/klm	Position	C=60.00 G=1.00	CG	Double Symmetrical
Rectangular Luminaire		Length	2352 mm	Width	27 mm	Height	55 mm
Rectangular Luminous Area		Length	2352 mm	Width	22 mm	Height	0 mm
Horizontal Luminous Area	0.051744 m2			Emitting area on Plane 180°		0.000000 m2	
Emitting area on Plane 0°	0.000000 m2			Emitting area on Plane 270°		0.000000 m2	
Emitting area on Plane 90°	0.000000 m2			Glare area at 76°		0.012518 m2	
Coordinate system	CG			Symmetry Type		Double Symmetrical	
Date	20-09-2023			Maximum Gamma Angle		180	
Measurement Distance	0.00			Measurement Flux		4464 lm	
LED Flux=9383lm LED Power=53W Eff=48% EfcLed=176lm/W EfcLum=77lm/W CCT=2700K Ra=90 R9=50 SDCM=3 L70(17k)=102000h							
C.I.E.	48 79 96 100 100			D DIN 5040	A30		
F UTE	1.00 E			B NBN	BZ 4		

Width at 50.00 % of Max Intensity

H[m]	1.00	2.00	3.00	4.00	5.00	H[m]	1.00	2.00	3.00	4.00	5.00
OA	1.37	2.74	4.10	5.47	6.84	OC	1.45	2.89	4.34	5.78	7.23
OB	1.37	2.74	4.10	5.47	6.84	OD	1.45	2.89	4.34	5.78	7.23

	Luminous Intensities [cd/klm]									
	0	5	15	25	35	45	55	65	75	85
OA	1632.75	1621.86	1548.50	1416.11	1239.00	1020.82	788.21	538.49	282.16	62.60
OB	1632.75	1621.86	1548.50	1416.11	1239.00	1020.82	788.21	538.49	282.16	62.60
OC	1632.75	1623.80	1559.18	1438.21	1268.37	1059.51	823.82	569.69	295.24	59.75
OD	1632.75	1623.80	1559.18	1438.21	1268.37	1059.51	823.82	569.69	295.24	59.75



H[m]	D[m]	Max lux	Med lux	Alpha=53.8°+53.8°	G=0.0
1.00	2.74	1633	420		
2.00	5.47	408	105		
3.00	8.21	181	47		
4.00	10.94	102	26		
5.00	13.68	65	17		

H[m]	D[m]	Max lux	Med lux	Beta=55.3°+55.3°	G=0.0
1.00	2.89	1633	420		
2.00	5.78	408	105		
3.00	8.68	181	47		
4.00	11.57	102	26		
5.00	14.46	65	17		