

Luminaire

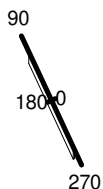
Code AQ40401
 Name A.24 SOSP. BINARIO MAGNETICO + INDIRETTA 3000K 2352mm WHITE

Measurerm.

Code FTS1800705-A
 Name A.24 SOSP. BINARIO MAGNETICO + INDIRETTA 3000K 2352mm WHITE

Luminaire Flux	3591 lm	Luminaire Power	29.0 W	Efficacy	123.828 lm/W	Efficiency	100.00%
Source Flux	3591 lm	Maximum value	486.78 cd/klm	Position	C=35.00 G=179.00	CG	Double Symmetrical
Rectangular Luminaire		Length	2352 mm	Width	27 mm	Height	55 mm
Rectangular Luminous Area		Length	1300 mm	Width	22 mm	Height	0 mm
Horizontal Luminous Area		0.028600 m2		Emitting area on Plane 180°	0.000000 m2		
Emitting area on Plane 0°		0.000000 m2		Emitting area on Plane 270°	0.000000 m2		
Emitting area on Plane 90°		0.000000 m2		Glare area at 76°	0.006919 m2		
Coordinate system		CG		Symmetry Type	Double Symmetrical		
Date		20-09-2023		Maximum Gamma Angle	180		
Measurement Distance		0.00		Measurement Flux	3591 lm		
LED Flux=4976lm LED Power=27W Eff=72% EfcLed=187lm/W EfcLum=124lm/W CCT=3000K Ra=90 R9=50 SDCM=3 L70(17k)=102000h							
C.I.E.	0 0 0 0 100			D DIN 5040	--		
F UTE	1.00 T			B NBN	BZ 10		

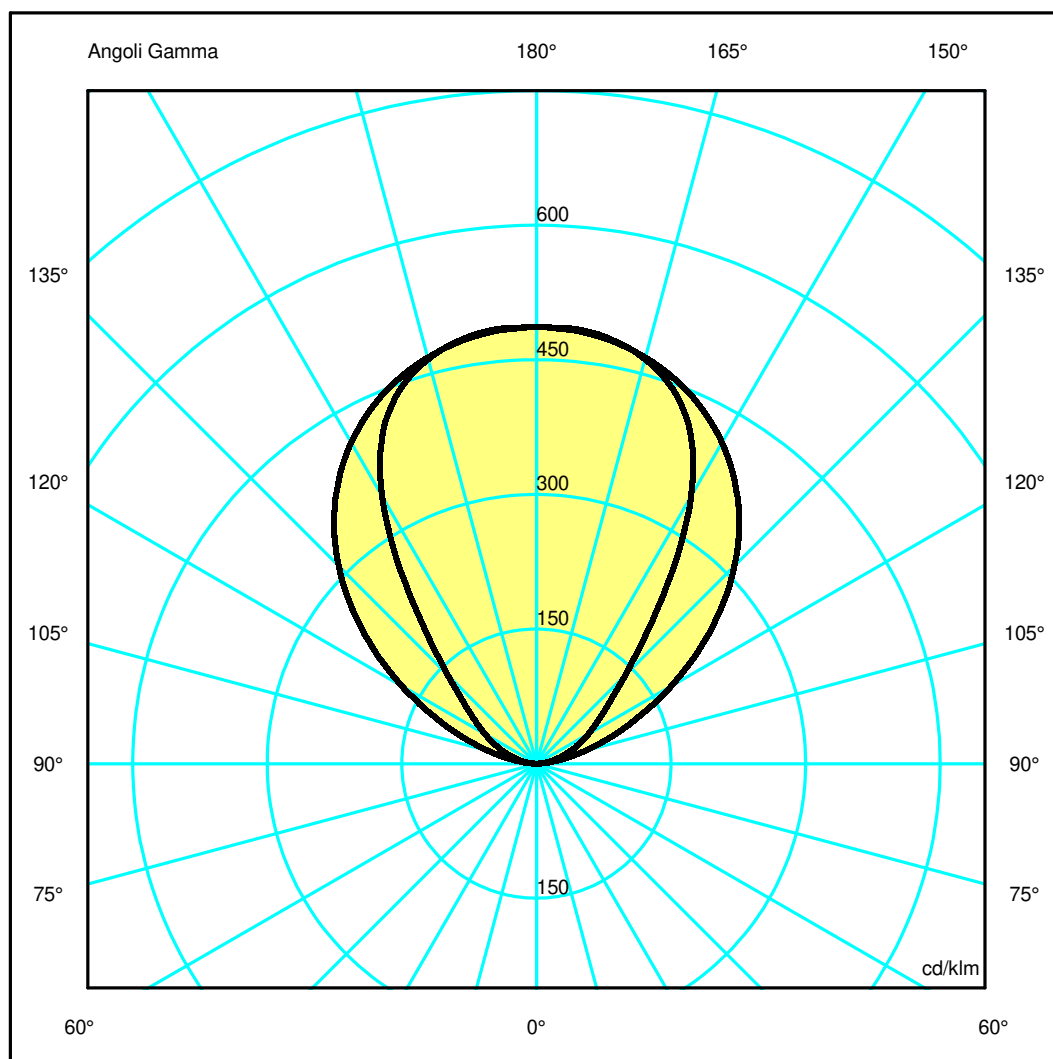
2352mm x 27mm



Semipiani C

180.0 — 0.0
 270.0 — 90.0

ULOR 99.99 %
 DLOR 0.01 %
 RN 99.99 %



Luminaire

Code AQ40401
Name A.24 SOSP. BINARIO MAGNETICO + INDIRETTA 3000K 2352mm WHITE

Measurement

Code FTS1800705-A
Name A.24 SOSP. BINARIO MAGNETICO + INDIRETTA 3000K 2352mm WHITE

Luminaire Flux	3591 lm	Luminaire Power	29.0 W	Efficacy	123.828 lm/W	Efficiency	100.00%
Source Flux	3591 lm	Maximum value	486.78 cd/klm	Position	C=35.00 G=179.00	CG	Double Symmetrical
Rectangular Luminaire		Length	2352 mm	Width	27 mm	Height	55 mm
Rectangular Luminous Area		Length	1300 mm	Width	22 mm	Height	0 mm
Horizontal Luminous Area		0.028600 m2		Emitting area on Plane 180°		0.000000 m2	
Emitting area on Plane 0°		0.000000 m2		Emitting area on Plane 270°		0.000000 m2	
Emitting area on Plane 90°		0.000000 m2		Glare area at 76°		0.006919 m2	
Coordinate system		CG		Symmetry Type		Double Symmetrical	
Date		20-09-2023		Maximum Gamma Angle		180	
Measurement Distance		0.00		Measurement Flux		3591 lm	

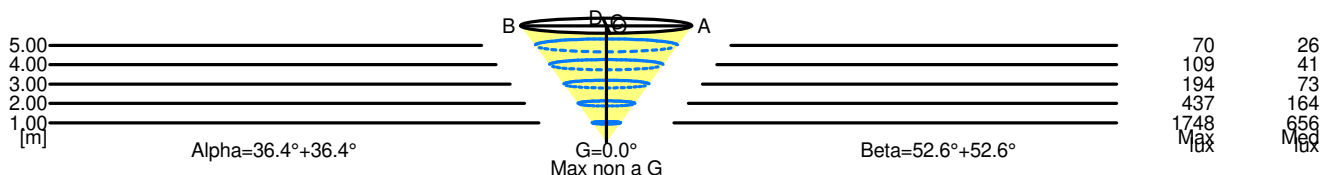
LED Flux=4976lm LED Power=27W Eff=72% EfcLed=187lm/W EfcLum=124lm/W CCT=3000K Ra=90 R9=50 SDCM=3 L70(17k)=102000h

C.I.E.	0 0 0 0 100	D DIN 5040	--
F UTE	1.00 T	B NBN	BZ 10

Width at 50.00 % of Max Intensity

H[m]	1.00	2.00	3.00	4.00	5.00	H[m]	1.00	2.00	3.00	4.00	5.00
OA	0.74	1.47	2.21	2.95	3.68	OC	1.31	2.62	3.93	5.24	6.55
OB	0.74	1.47	2.21	2.95	3.68	OD	1.31	2.62	3.93	5.24	6.55

	Luminous Intensities [cd/klm]									
	0	5	15	25	35	45	55	65	75	85
OA	1747.52	1746.60	1675.58	1457.41	955.25	503.28	300.79	187.43	92.85	20.69
OB	1747.52	1746.60	1675.58	1457.41	955.25	503.28	300.79	187.43	92.85	20.69
OC	1747.52	1740.32	1683.23	1567.26	1381.55	1120.07	794.24	459.28	202.32	38.57
OD	1747.52	1740.32	1683.23	1567.26	1381.55	1120.07	794.24	459.28	202.32	38.57



5.00	7.37	70	26		
4.00	5.89	109	41		
3.00	4.42	194	73		
2.00	2.95	437	164		
1.00	1.47	1748	656		
H[m]	D[m]	Max lux	Med lux	Alpha=36.4°+36.4°	Max non a G G=0.0°

5.00	13.10	70	26		
4.00	10.48	109	41		
3.00	7.86	194	73		
2.00	5.24	437	164		
1.00	2.62	1748	656		
H[m]	D[m]	Max lux	Med lux	Beta=52.6°+52.6°	Max non a G G=0.0°