

Luminaire

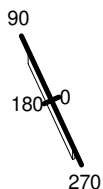
Code AQ40615
Name A.24 SOSP. BINARIO MAGNETICO + INDIRETTA 2700K 1176mm BSV

Measurerm.

Code FTS1801936-B
Name A.24 SOSP. BINARIO MAGNETICO + INDIRETTA 2700K 1176mm BSV

Luminaire Flux	1693 lm	Luminaire Power	14.0 W	Efficacy	120.929 lm/W	Efficiency	100.00%
Source Flux	1693 lm	Maximum value	486.78 cd/klm	Position	C=35.00 G=179.00	CG	Double Symmetrical
Rectangular Luminaire		Length	1176 mm	Width	27 mm	Height	55 mm
Rectangular Luminous Area		Length	650 mm	Width	22 mm	Height	0 mm
Horizontal Luminous Area		0.014300 m2		Emitting area on Plane 180°		0.000000 m2	
Emitting area on Plane 0°		0.000000 m2		Emitting area on Plane 270°		0.000000 m2	
Emitting area on Plane 90°		0.000000 m2		Glare area at 76°		0.003459 m2	
Coordinate system		CG		Symmetry Type		Double Symmetrical	
Date		20-09-2023		Maximum Gamma Angle		180	
Measurement Distance		0.00		Measurement Flux		1693 lm	
LED Flux=2346lm LED Power=13W Eff=72% EfcLed=176lm/W EfcLum=121lm/W CCT=2700K Ra=90 R9=50 SDCM=3 L70(17k)=102000h							
C.I.E.	0 0 0 0 100			D DIN 5040	--		
F UTE	1.00 T			B NBN	BZ 10		

1176mm x 27mm



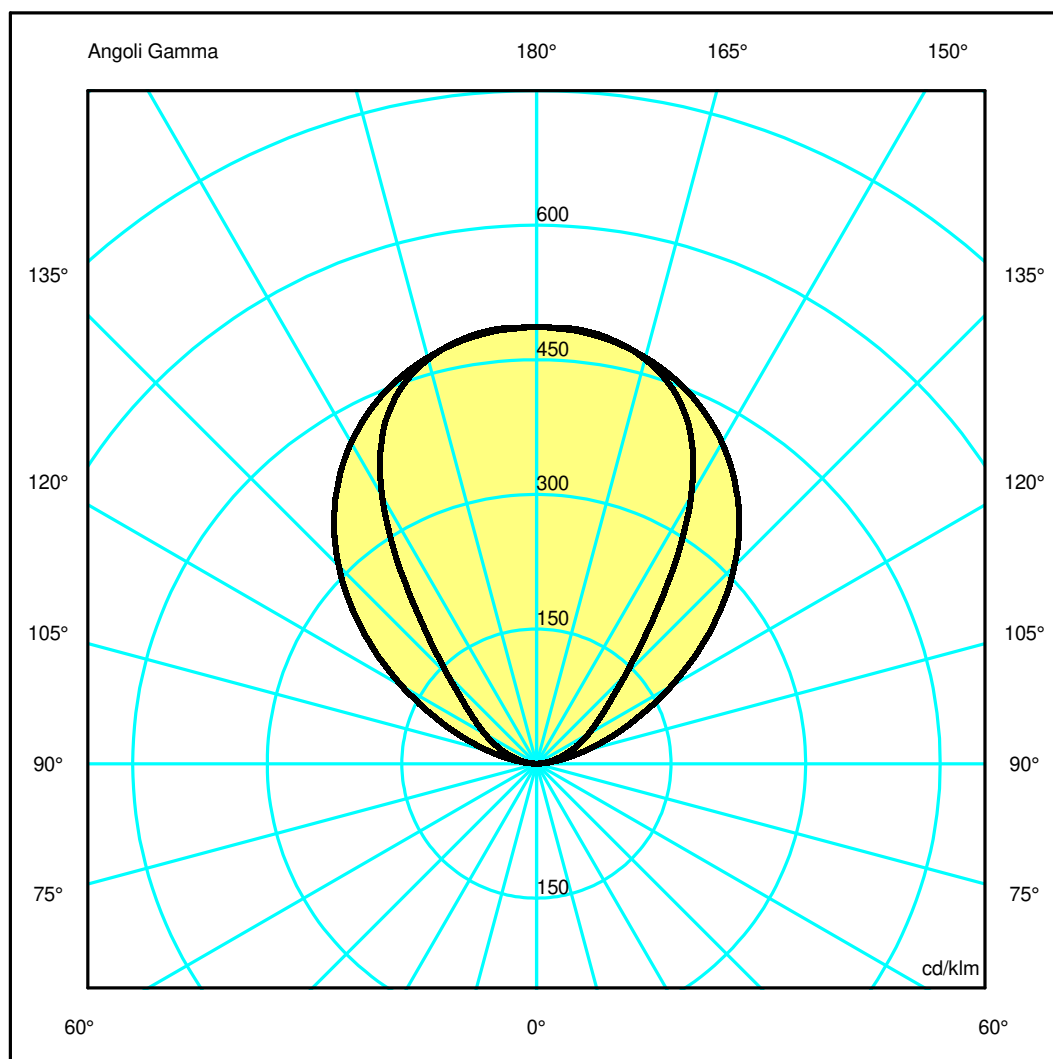
Semipiani C

180.0 — 0.0
270.0 — 90.0

ULOR 99.99 %

DLOR 0.01 %

RN 99.99 %



Luminaire

Code AQ40615
Name A.24 SOSP. BINARIO MAGNETICO + INDIRETTA 2700K 1176mm BSV

Measurement

Code FTS1801936-B
Name A.24 SOSP. BINARIO MAGNETICO + INDIRETTA 2700K 1176mm BSV

Luminaire Flux	1693 lm	Luminaire Power	14.0 W	Efficacy	120.929 lm/W	Efficiency	100.00%
Source Flux	1693 lm	Maximum value	486.78 cd/klm	Position	C=35.00 G=179.00	CG	Double Symmetrical
Rectangular Luminaire		Length	1176 mm	Width	27 mm	Height	55 mm
Rectangular Luminous Area		Length	650 mm	Width	22 mm	Height	0 mm
Horizontal Luminous Area		0.014300 m2		Emitting area on Plane 180°		0.000000 m2	
Emitting area on Plane 0°		0.000000 m2		Emitting area on Plane 270°		0.000000 m2	
Emitting area on Plane 90°		0.000000 m2		Glare area at 76°		0.003459 m2	
Coordinate system		CG		Symmetry Type		Double Symmetrical	
Date		20-09-2023		Maximum Gamma Angle		180	
Measurement Distance		0.00		Measurement Flux		1693 lm	

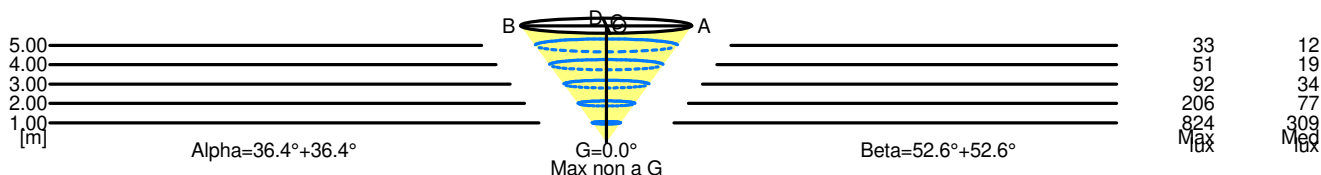
LED Flux=2346lm LED Power=13W Eff=72% EfcLed=176lm/W EfcLum=121lm/W CCT=2700K Ra=90 R9=50 SDCM=3 L70(17k)=102000h

C.I.E.	0 0 0 0 100	D DIN 5040	--
F UTE	1.00 T	B NBN	BZ 10

Width at 50.00 % of Max Intensity

H[m]	1.00	2.00	3.00	4.00	5.00	H[m]	1.00	2.00	3.00	4.00	5.00
OA	0.74	1.47	2.21	2.95	3.68	OC	1.31	2.62	3.93	5.24	6.55
OB	0.74	1.47	2.21	2.95	3.68	OD	1.31	2.62	3.93	5.24	6.55

		Luminous Intensities [cd/klm]									
	0	5	15	25	35	45	55	65	75	85	
OA	823.88	823.45	789.96	687.11	450.36	237.27	141.81	88.37	43.77	9.75	
OB	823.88	823.45	789.96	687.11	450.36	237.27	141.81	88.37	43.77	9.75	
OC	823.88	820.48	793.57	738.89	651.34	528.06	374.45	216.53	95.38	18.18	
OD	823.88	820.48	793.57	738.89	651.34	528.06	374.45	216.53	95.38	18.18	



5.00	7.37	33	12		
4.00	5.89	51	19		
3.00	4.42	92	34		
2.00	2.95	206	77		
1.00	1.47	824	309		
H[m]	D[m]	Max lux	Med lux	Alpha=36.4°+36.4°	Max non a G G=0.0°

5.00	13.10	33	12		
4.00	10.48	51	19		
3.00	7.86	92	34		
2.00	5.24	206	77		
1.00	2.62	824	309		
H[m]	D[m]	Max lux	Med lux	Beta=52.6°+52.6°	Max non a G G=0.0°