

Luminaire

Code AQ41704+AQ16XXX
 Name A.24 SOSP.MOD.DIR.DIFF.2700K 2352mm BLK + A.24 SCHERMO DIFF. OPALINO

Measurement

Code FTS2300158
 Name A.24 SOSP.MOD.DIR.DIFF.2700K 2352mm BLK + A.24 SCHERMO DIFF. OPALINO

Luminaire Flux	5361 lm	Luminaire Power	58.0 W	Efficacy	92.431 lm/W	Efficiency	100.00%
Source Flux	5361 lm	Maximum value	349.78 cd/klm	Position	C=90.00 G=1.00	CG	Double Symmetrical
Rectangular Luminaire		Length	2352 mm	Width	27 mm	Height	55 mm
Rectangular Luminous Area		Length	2352 mm	Width	22 mm	Height	0 mm
Horizontal Luminous Area		0.051744 m ²		Emitting area on Plane 180°		0.000000 m ²	
Emitting area on Plane 0°		0.000000 m ²		Emitting area on Plane 270°		0.000000 m ²	
Emitting area on Plane 90°		0.000000 m ²		Glare area at 76°		0.012518 m ²	
Coordinate system		CG		Symmetry Type		Double Symmetrical	
Date		20-09-2023		Maximum Gamma Angle		180	
Measurement Distance		0.00		Measurement Flux		5361 lm	


LED Flux=9383lm LED Power=53W Eff=57% EfcLed=176lm/W EfcLum=92lm/W CCT=2700K Ra=90 R9=50 SDCM=3 L70(17k)=102000h

C.I.E. 47 79 96 100 100
 F UTE 1.00 E

D DIN 5040
 B NBN

A30
 BZ 5 / 2 / BZ 4

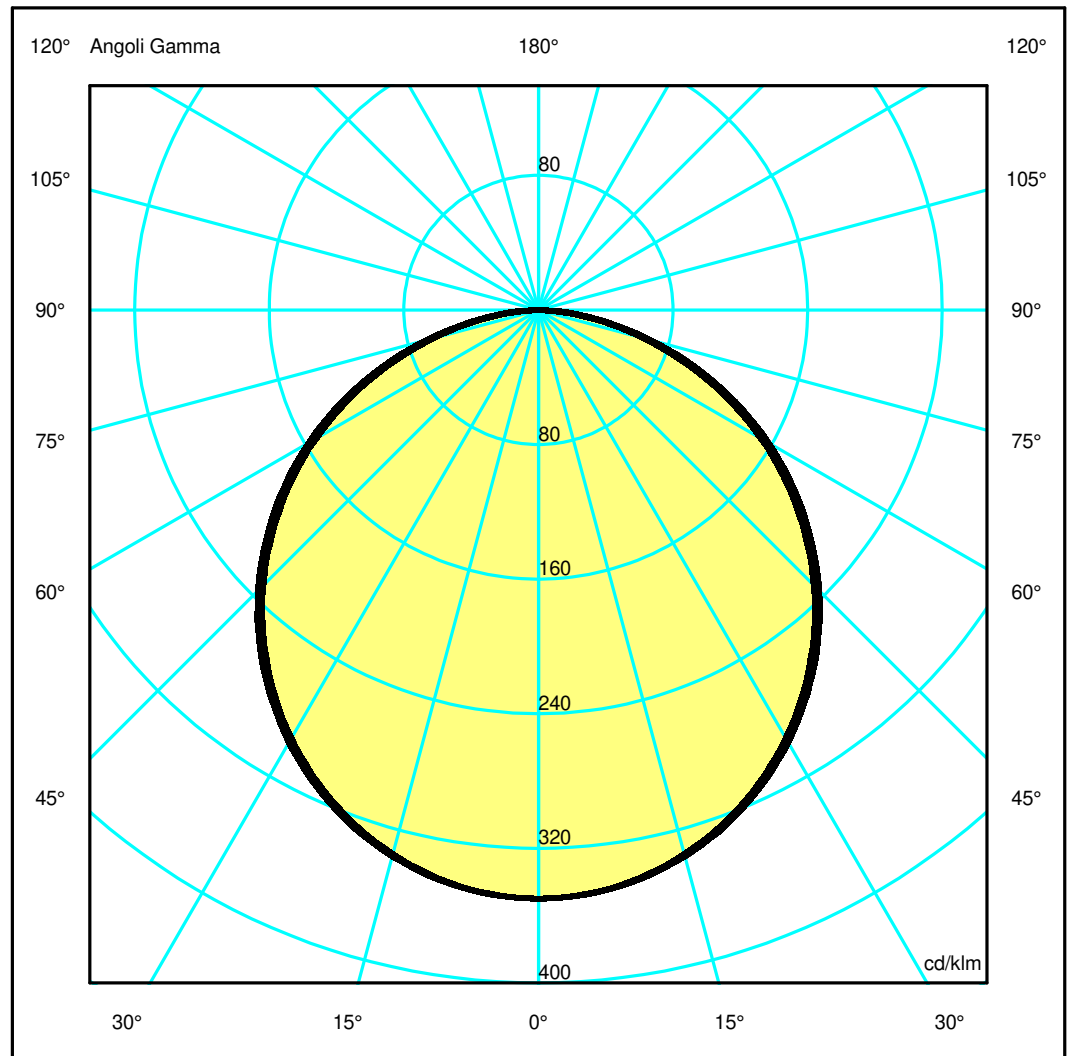
2352mm x 27mm



Semipiani C

180.0 ——— 0.0
 270.0 ——— 90.0

ULOR 0.01 %
 DLOR 99.99 %
 RN 0.01 %



Luminaire

Code AQ41704+AQ16XXX
 Name A.24 SOSP.MOD.DIR.DIFF.2700K 2352mm BLK + A.24 SCHERMO DIFF. OPALINO

Measurerm.

Code FTS2300158
 Name A.24 SOSP.MOD.DIR.DIFF.2700K 2352mm BLK + A.24 SCHERMO DIFF. OPALINO

Luminaire Flux	5361 lm	Luminaire Power	58.0 W	Efficacy	92.431 lm/W	Efficiency	100.00%
Source Flux	5361 lm	Maximum value	349.78 cd/klm	Position	C=90.00 G=1.00	CG	Double Symmetrical
Rectangular Luminaire		Length	2352 mm	Width	27 mm	Height	55 mm
Rectangular Luminous Area		Length	2352 mm	Width	22 mm	Height	0 mm
Horizontal Luminous Area	0.051744 m2			Emitting area on Plane 180°		0.000000 m2	
Emitting area on Plane 0°	0.000000 m2			Emitting area on Plane 270°		0.000000 m2	
Emitting area on Plane 90°	0.000000 m2			Glare area at 76°		0.012518 m2	
Coordinate system	CG	Symmetry Type		Double Symmetrical			
Date	20-09-2023	Maximum Gamma Angle		180			
Measurement Distance	0.00	Measurement Flux		5361 lm			

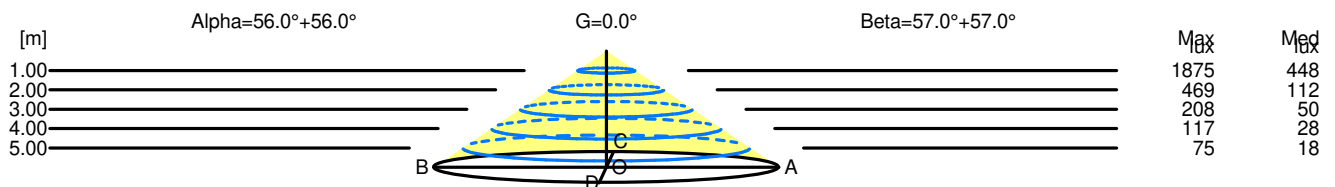
LED Flux=9383lm LED Power=53W Eff=57% EfcLed=176lm/W EfcLum=92lm/W CCT=2700K Ra=90 R9=50 SDCM=3 L70(17k)=102000h

C.I.E.	47 79 96 100 100	D DIN 5040	A30
F UTE	1.00 E	B NBN	BZ 5 / 2 / BZ 4

Width at 50.00 % of Max Intensity

H[m]	1.00	2.00	3.00	4.00	5.00	H[m]	1.00	2.00	3.00	4.00	5.00
OA	1.48	2.97	4.45	5.94	7.42	OC	1.54	3.07	4.61	6.15	7.69
OB	1.48	2.97	4.45	5.94	7.42	OD	1.54	3.07	4.61	6.15	7.69

	Luminous Intensities [cd/klm]									
	0	5	15	25	35	45	55	65	75	85
OA	1875.14	1865.83	1794.62	1662.30	1475.83	1240.20	967.80	661.39	346.21	76.19
OB	1875.14	1865.83	1794.62	1662.30	1475.83	1240.20	967.80	661.39	346.21	76.19
OC	1875.14	1866.94	1802.24	1674.38	1494.32	1264.34	993.03	690.64	369.42	96.94
OD	1875.14	1866.94	1802.24	1674.38	1494.32	1264.34	993.03	690.64	369.42	96.94



H[m]	D[m]	Max lux	Med lux	Alpha=56.0°+56.0°	G=0.0
1.00	2.97	1875	448		
2.00	5.94	469	112		
3.00	8.90	208	50		
4.00	11.87	117	28		
5.00	14.84	75	18		

H[m]	D[m]	Max lux	Med lux	Beta=57.0°+57.0°	G=0.0
1.00	3.07	1875	448		
2.00	6.15	469	112		
3.00	9.22	208	50		
4.00	12.30	117	28		
5.00	15.37	75	18		