Luminaire
Code AQ42118
Name A.24 SOSP.MOD.D.SHARP4000K FL 1176 BCOP
Measurem.
Code FTS1802197
Name A.24 SOSP.MOD.D.SHARP4000K FL 1176 BCOP

Luminaire Flux	1742 lm	Luminaire Power	22.0 W	Efficacy	79.199 lm/W	Efficiency	100.00%
Source Flux	1742 lm	Maximum value	2814.46 cd/klm	Position	C=20.00 G=1.00	CG	Double Symmetrical

Rectangular Luminaire		Length	1176 mm	Width	27 mm	Height	55 mm
Rectangular Luminous Area		Length	258 mm	Width	12 mm	Height	0 mm
Horizontal Luminous Area		0.003096 m2		Emitting area on Plane 180°		0.000000 m2	
Emitting area on Plane 0°		0.000000 m2		Emitting area on Plane 270°		0.000000 m2	
Emitting area on Plane 90°		0.000000 m2		Glare area at 76°		0.000749 m2	
Coordinate system		CG		Symmetry Type		Double Symmetrical	
Date		21-11-2018		Maximum Gamma Angle		180	
Measurement Distance		0.00		Measurement Flux		1742 lm	

LED Flux=2140,5lm LED Power=20W Eff=81% EfcLed=107lm/W EfcLum=79lm/W CCT=4000K Ra=90 SDCM=2 L90(20K)=118000h

C.I.E.	98 100 100 100 100	D DIN 5040	A60
F UTE	--	B NBN	BZ 1

1176mm x 27mm

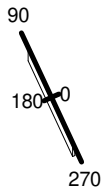

Semipiani C
180.0 — 0.0
270.0 — 90.0

ULOR 0.00 %
DLOR100.00 %
RN 0.00 %

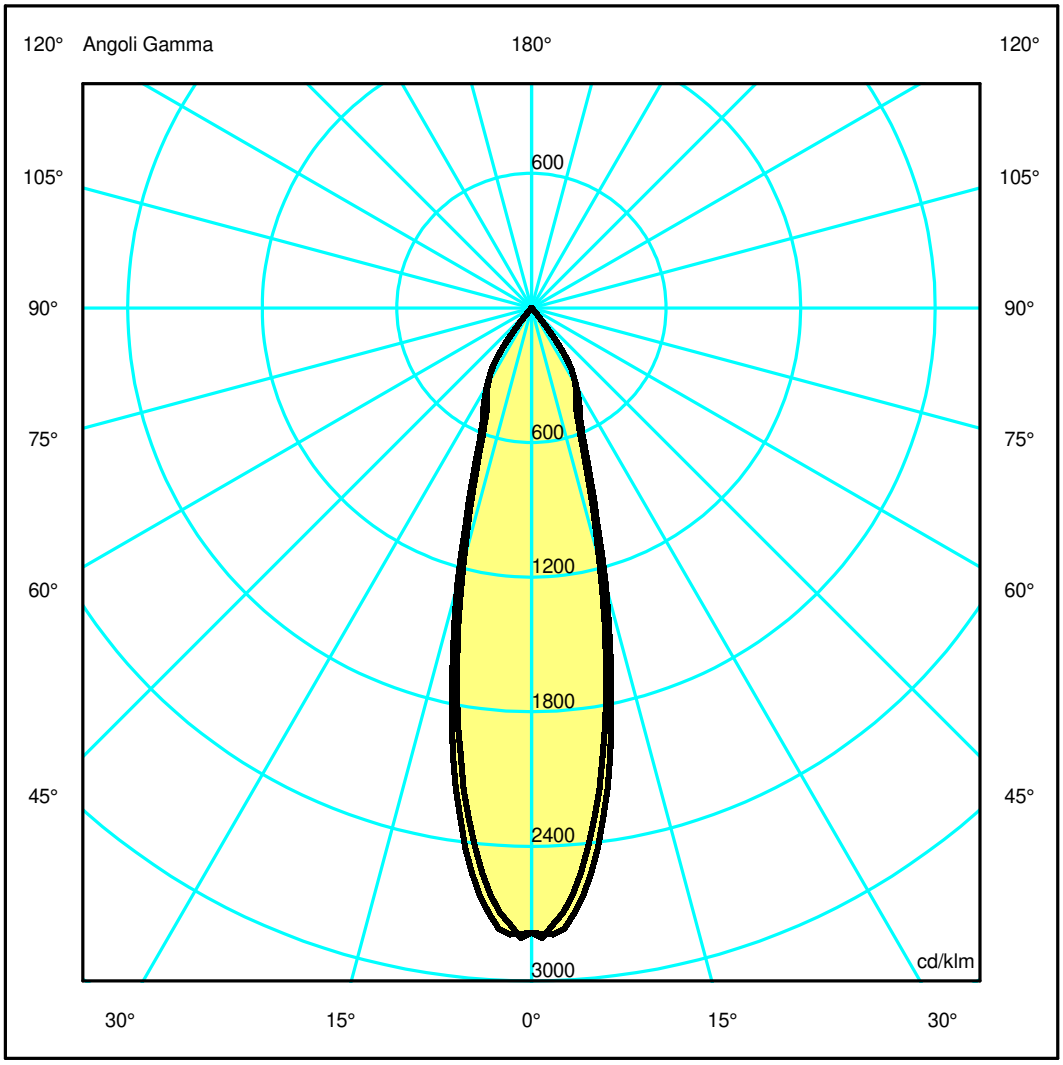

Artemide

Luminaire
Code AQ42118
Name A.24 SOSP.MOD.D.SHARP4000K FL 1176 BCOP
Measurem.
Code FTS1802197
Name A.24 SOSP.MOD.D.SHARP4000K FL 1176 BCOP

Luminaire Flux	1742 lm	Luminaire Power	22.0 W	Efficacy	79.199 lm/W	Efficiency	100.00%
Source Flux	1742 lm	Maximum value	2814.46 cd/klm	Position	C=20.00 G=1.00	CG	Double Symmetrical

Rectangular Luminaire	Length 1176 mm	Width 27 mm	Height 55 mm
Rectangular Luminous Area	Length 258 mm	Width 12 mm	Height 0 mm

Horizontal Luminous Area	0.003096 m2	Emitting area on Plane 180°	0.000000 m2
Emitting area on Plane 0°	0.000000 m2	Emitting area on Plane 270°	0.000000 m2
Emitting area on Plane 90°	0.000000 m2	Glare area at 76°	0.000749 m2

Coordinate system	CG	Symmetry Type	Double Symmetrical
Date	21-11-2018	Maximum Gamma Angle	180
Measurement Distance	0.00	Measurement Flux	1742 lm

LED Flux=2140,5lm LED Power=20W Eff=81% EfcLed=107lm/W EfcLum=79lm/W CCT=4000K Ra=90 SDCM=2 L90(20K)=118000h

C.I.E.	98 100 100 100 100	D DIN 5040	A60
F UTE	--	B NBN	BZ 1

Width at 50.00 % of Max Intensity

H[m]	1.00	2.00	3.00	4.00	5.00	H[m]	1.00	2.00	3.00	4.00	5.00
OA	0.24	0.47	0.71	0.95	1.18	OC	0.25	0.50	0.75	1.00	1.25
OB	0.24	0.47	0.71	0.95	1.18	OD	0.25	0.50	0.75	1.00	1.25

Luminous Intensities [cd/klm]

	0	5	15	25	35	45	55	65	75	85
OA	4851.01	4403.54	2040.03	816.48	463.06	11.60	4.03	1.15	0.00	0.00
OB	4851.01	4403.54	2040.03	816.48	463.06	11.60	4.03	1.15	0.00	0.00
OC	4851.01	4583.93	2224.90	882.72	457.42	16.93	4.65	1.10	0.00	0.00
OD	4851.01	4583.93	2224.90	882.72	457.42	16.93	4.65	1.10	0.00	0.00

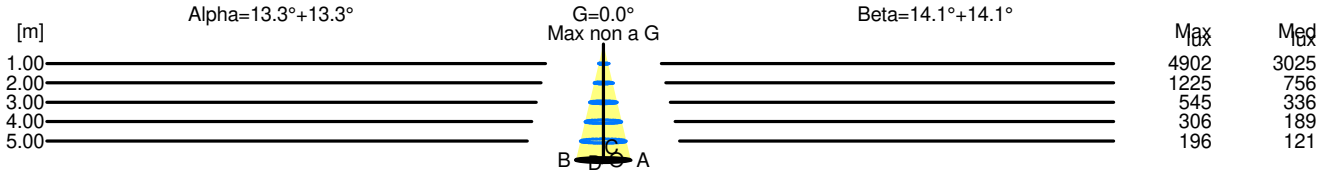

H[m]	D[m]	Max lux	Med lux
1.00	0.47	4902	3025
2.00	0.95	1225	756
3.00	1.42	545	336
4.00	1.89	306	189
5.00	2.37	196	121

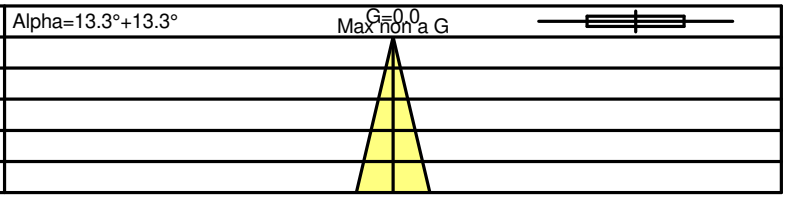
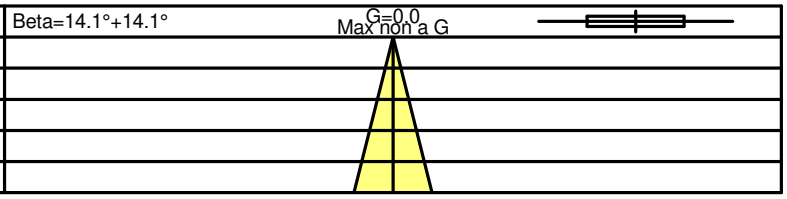
H[m]	D[m]	Max lux	Med lux
1.00	0.50	4902	3025
2.00	1.00	1225	756
3.00	1.50	545	336
4.00	2.01	306	189
5.00	2.51	196	121