

Luminaire

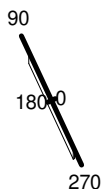
Code AQ46215+AQ90XXX
 Name A.24 SOSP. MODULO DIR.+IND. DIFF. 3000K 2352mm BSV + A.24 SCHERMO DIFF. OPALINO FLESSIB.

Measurement

Code FTS2300175
 Name A.24 SOSP. MODULO DIR.+IND. DIFF. 3000K 2352mm BSV + A.24 SCHERMO DIFF. OPALINO FLESSIB.

Luminaire Flux	9621 lm	Luminaire Power	87.0 W	Efficacy	110.586 lm/W	Efficiency	100.00%
Source Flux	9621 lm	Maximum value	225.82 cd/klm	Position	C=0.00 G=0.00	CG	Double Symmetrical
Rectangular Luminaire		Length	2352 mm	Width	27 mm	Height	55 mm
Rectangular Luminous Area		Length	2352 mm	Width	22 mm	Height	0 mm
Horizontal Luminous Area		0.051744 m ²		Emitting area on Plane 180°		0.000000 m ²	
Emitting area on Plane 0°		0.000000 m ²		Emitting area on Plane 270°		0.000000 m ²	
Emitting area on Plane 90°		0.000000 m ²		Glare area at 76°		0.012518 m ²	
Coordinate system		CG		Symmetry Type		Double Symmetrical	
Date		20-09-2023		Maximum Gamma Angle		180	
Measurement Distance		0.00		Measurement Flux		9621 lm	
LED Flux=14928lm LED Power=80W Eff=64% EfcLed=187lm/W EfcLum=111lm/W CCT=3000K Ra=90 R9=50 SDCM=3 L70(17k)=102000h							
C.I.E.	48 79 96 63 100			D DIN 5040	B31		
F UTE	0.63 E + 0.37 T			B NBN	BZ 4		

2352mm x 27mm



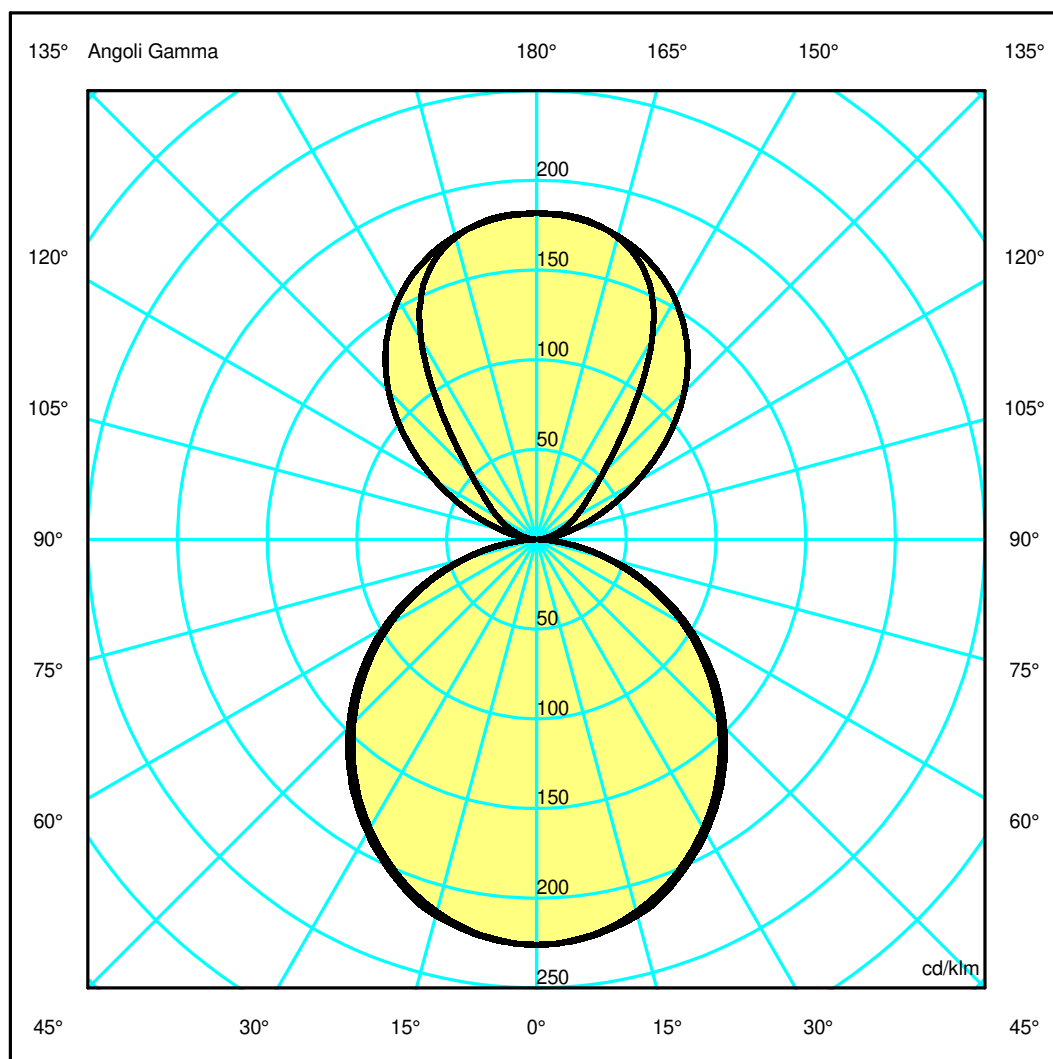
Semipiani C

180.0 — 0.0
 270.0 — 90.0

ULOR 37.34 %

DLOR 62.66 %

RN 37.34 %



Luminaire

Code AQ46215+AQ90XXX
 Name A.24 SOSP. MODULO DIR.+IND. DIFF. 3000K 2352mm BSV + A.24 SCHERMO DIFF. OPALINO FLESSIB.

Measurement

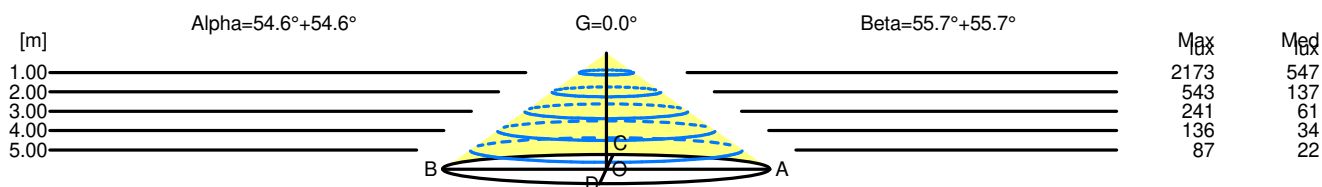
Code FTS2300175
 Name A.24 SOSP. MODULO DIR.+IND. DIFF. 3000K 2352mm BSV + A.24 SCHERMO DIFF. OPALINO FLESSIB.

Luminaire Flux	9621 lm	Luminaire Power	87.0 W	Efficacy	110.586 lm/W	Efficiency	100.00%
Source Flux	9621 lm	Maximum value	225.82 cd/klm	Position	C=0.00 G=0.00	CG	Double Symmetrical
Rectangular Luminaire		Length	2352 mm	Width	27 mm	Height	55 mm
Rectangular Luminous Area		Length	2352 mm	Width	22 mm	Height	0 mm
Horizontal Luminous Area	0.051744 m2			Emitting area on Plane 180°		0.000000 m2	
Emitting area on Plane 0°	0.000000 m2			Emitting area on Plane 270°		0.000000 m2	
Emitting area on Plane 90°	0.000000 m2			Glare area at 76°		0.012518 m2	
Coordinate system	CG			Symmetry Type		Double Symmetrical	
Date	20-09-2023			Maximum Gamma Angle		180	
Measurement Distance	0.00			Measurement Flux		9621 lm	
LED Flux=14928lm LED Power=80W Eff=64% EfcLed=187lm/W EfcLum=111lm/W CCT=3000K Ra=90 R9=50 SDCM=3 L70(17k)=102000h							
C.I.E.	48 79 96 63 100			D DIN 5040	B31		
F UTE	0.63 E + 0.37 T			B NBN	BZ 4		

Width at 50.00 % of Max Intensity

H[m]	1.00	2.00	3.00	4.00	5.00	H[m]	1.00	2.00	3.00	4.00	5.00
OA	1.41	2.82	4.22	5.63	7.04	OC	1.47	2.94	4.40	5.87	7.34
OB	1.41	2.82	4.22	5.63	7.04	OD	1.47	2.94	4.40	5.87	7.34

	Luminous Intensities [cd/klm]									
	0	5	15	25	35	45	55	65	75	85
OA	2172.57	2158.94	2065.97	1897.02	1668.36	1387.29	1074.74	734.99	388.28	87.96
OB	2172.57	2158.94	2065.97	1897.02	1668.36	1387.29	1074.74	734.99	388.28	87.96
OC	2172.57	2163.56	2087.10	1920.99	1695.01	1422.82	1110.71	765.91	403.52	83.25
OD	2172.57	2163.56	2087.10	1920.99	1695.01	1422.82	1110.71	765.91	403.52	83.25



H[m]	D[m]	Max lux	Med lux	Alpha=54.6°+54.6°	G=0.0
1.00	2.82	2173	547		
2.00	5.63	543	137		
3.00	8.45	241	61		
4.00	11.26	136	34		
5.00	14.08	87	22		

H[m]	D[m]	Max lux	Med lux	Beta=55.7°+55.7°	G=0.0
1.00	2.94	2173	547		
2.00	5.87	543	137		
3.00	8.81	241	61		
4.00	11.74	136	34		
5.00	14.68	87	22		