

Luminaire

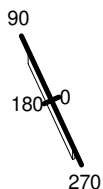
Code AQ46415+AQ90XXX
 Name A.24 SOSP. MODULO DIR.+IND. DIFF. 2700K 1176mm BSV + A.24 SCHERMO DIFF. OPALINO FLESSIB.

Measurement

Code FTS2300162
 Name A.24 SOSP. MODULO DIR.+IND. DIFF. 2700K 1176mm BSV + A.24 SCHERMO DIFF. OPALINO FLESSIB.

Luminaire Flux	4535 lm	Luminaire Power	43.0 W	Efficacy	105.465 lm/W	Efficiency	100.00%
Source Flux	4535 lm	Maximum value	225.82 cd/klm	Position	C=0.00 G=0.00	CG	Double Symmetrical
Rectangular Luminaire		Length	1176 mm	Width	27 mm	Height	55 mm
Rectangular Luminous Area		Length	1176 mm	Width	22 mm	Height	0 mm
Horizontal Luminous Area		0.025872 m ²		Emitting area on Plane 180°		0.000000 m ²	
Emitting area on Plane 0°		0.000000 m ²		Emitting area on Plane 270°		0.000000 m ²	
Emitting area on Plane 90°		0.000000 m ²		Glare area at 76°		0.006259 m ²	
Coordinate system		CG		Symmetry Type		Double Symmetrical	
Date		20-09-2023		Maximum Gamma Angle		180	
Measurement Distance		0.00		Measurement Flux		4535 lm	
LED Flux=7038lm LED Power=40W Eff=64% EfcLed=176lm/W EfcLum=105lm/W CCT=2700K Ra=90 R9=50 SDCM=3 L70(17k)=102000h							
C.I.E.	48 79 96 63 100			D DIN 5040	B31		
F UTE	0.63 E + 0.37 T			B NBN	BZ 4		

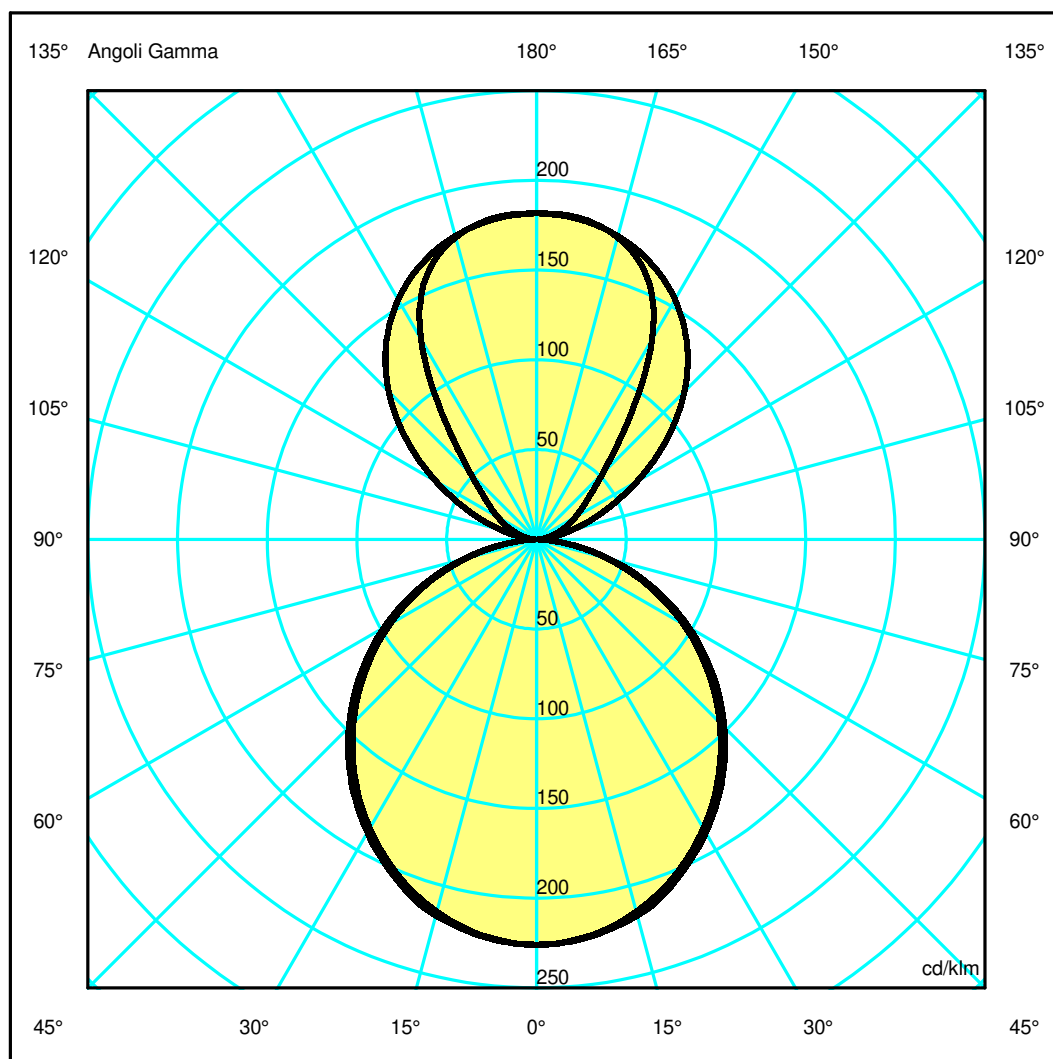
1176mm x 27mm



Semipiani C

180.0 — 0.0
 270.0 — 90.0

ULOR 37.34 %
 DLOR 62.66 %
 RN 37.34 %



Luminaire

Code AQ46415+AQ90XXX
 Name A.24 SOSP. MODULO DIR.+IND. DIFF. 2700K 1176mm BSV + A.24 SCHERMO DIFF. OPALINO FLESSIB.

Measurem.

Code FTS2300162
 Name A.24 SOSP. MODULO DIR.+IND. DIFF. 2700K 1176mm BSV + A.24 SCHERMO DIFF. OPALINO FLESSIB.

Luminaire Flux	4535 lm	Luminaire Power	43.0 W	Efficacy	105.465 lm/W	Efficiency	100.00%
Source Flux	4535 lm	Maximum value	225.82 cd/klm	Position	C=0.00 G=0.00	CG	Double Symmetrical
Rectangular Luminaire		Length	1176 mm	Width	27 mm	Height	55 mm
Rectangular Luminous Area		Length	1176 mm	Width	22 mm	Height	0 mm
Horizontal Luminous Area		0.025872 m ²		Emitting area on Plane 180°		0.000000 m ²	
Emitting area on Plane 0°		0.000000 m ²		Emitting area on Plane 270°		0.000000 m ²	
Emitting area on Plane 90°		0.000000 m ²		Glare area at 76°		0.006259 m ²	
Coordinate system		CG		Symmetry Type		Double Symmetrical	
Date		20-09-2023		Maximum Gamma Angle		180	
Measurement Distance		0.00		Measurement Flux		4535 lm	

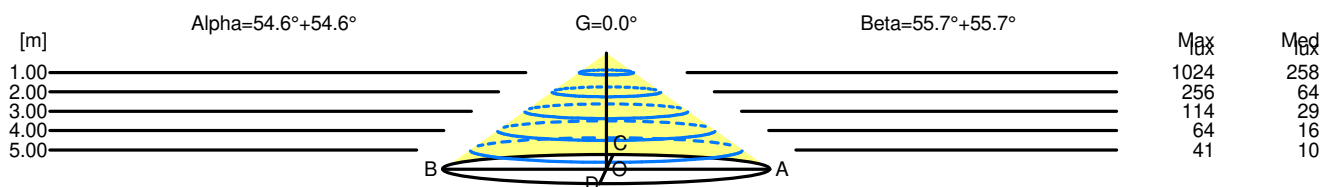
LED Flux=7038lm LED Power=40W Eff=64% EfcLed=176lm/W EfcLum=105lm/W CCT=2700K Ra=90 R9=50 SDCM=3 L70(17k)=102000h

C.I.E.	48 79 96 63 100	D DIN 5040	B31
F UTE	0.63 E + 0.37 T	B NBN	BZ 4

Width at 50.00 % of Max Intensity

H[m]	1.00	2.00	3.00	4.00	5.00	H[m]	1.00	2.00	3.00	4.00	5.00
OA	1.41	2.82	4.22	5.63	7.04	OC	1.47	2.94	4.40	5.87	7.34
OB	1.41	2.82	4.22	5.63	7.04	OD	1.47	2.94	4.40	5.87	7.34

	Luminous Intensities [cd/klm]									
	0	5	15	25	35	45	55	65	75	85
OA	1024.07	1017.65	973.82	894.19	786.40	653.92	506.60	346.45	183.02	41.46
OB	1024.07	1017.65	973.82	894.19	786.40	653.92	506.60	346.45	183.02	41.46
OC	1024.07	1019.83	983.78	905.49	798.97	670.67	523.55	361.02	190.21	39.24
OD	1024.07	1019.83	983.78	905.49	798.97	670.67	523.55	361.02	190.21	39.24



H[m]	D[m]	Max lux	Med lux	Alpha=54.6°+54.6°	G=0.0
1.00	2.82	1024	258		
2.00	5.63	256	64		
3.00	8.45	114	29		
4.00	11.26	64	16		
5.00	14.08	41	10		

H[m]	D[m]	Max lux	Med lux	Beta=55.7°+55.7°	G=0.0
1.00	2.94	1024	258		
2.00	5.87	256	64		
3.00	8.81	114	29		
4.00	11.74	64	16		
5.00	14.68	41	10		