

## Luminaire

Code AQ48001  
 Name A.24 SOSP. MODULO DIR.+IND. SHARP 3000K XF 2352mm WHT

## Measurement

Code FTS1802367-B  
 Name A.24 SOSP. MODULO DIR.+IND. SHARP 3000K XF 2352mm WHT

Luminaire Flux	7053 lm	Luminaire Power	74.0 W	Efficacy	95.311 lm/W	Efficiency	100.00%
Source Flux	7053 lm	Maximum value	516.57 cd/klm	Position	C=0.00 G=0.00	CG	Double Symmetrical
Rectangular Luminaire		Length	2352 mm	Width	27 mm	Height	55 mm
Rectangular Luminous Area		Length	516 mm	Width	12 mm	Height	0 mm
Horizontal Luminous Area		0.006192 m <sup>2</sup>		Emitting area on Plane 180°		0.000000 m <sup>2</sup>	
Emitting area on Plane 0°		0.000000 m <sup>2</sup>		Emitting area on Plane 270°		0.000000 m <sup>2</sup>	
Emitting area on Plane 90°		0.000000 m <sup>2</sup>		Glare area at 76°		0.001498 m <sup>2</sup>	
Coordinate system		CG		Symmetry Type		Double Symmetrical	
Date		20-09-2023		Maximum Gamma Angle		180	
Measurement Distance		0.00		Measurement Flux		7053 lm	


LED Flux=8976lm LED Power=65W Eff=79% EfcLed=139lm/W EfcLum=95lm/W CCT=3000K Ra=90 R9=50 SDCM=3 L70(6K)=102000h

C.I.E. 98 100 100 49 100  
 F UTE --

D DIN 5040  
 B NBN

C62  
 BZ 1

2352mm x 27mm



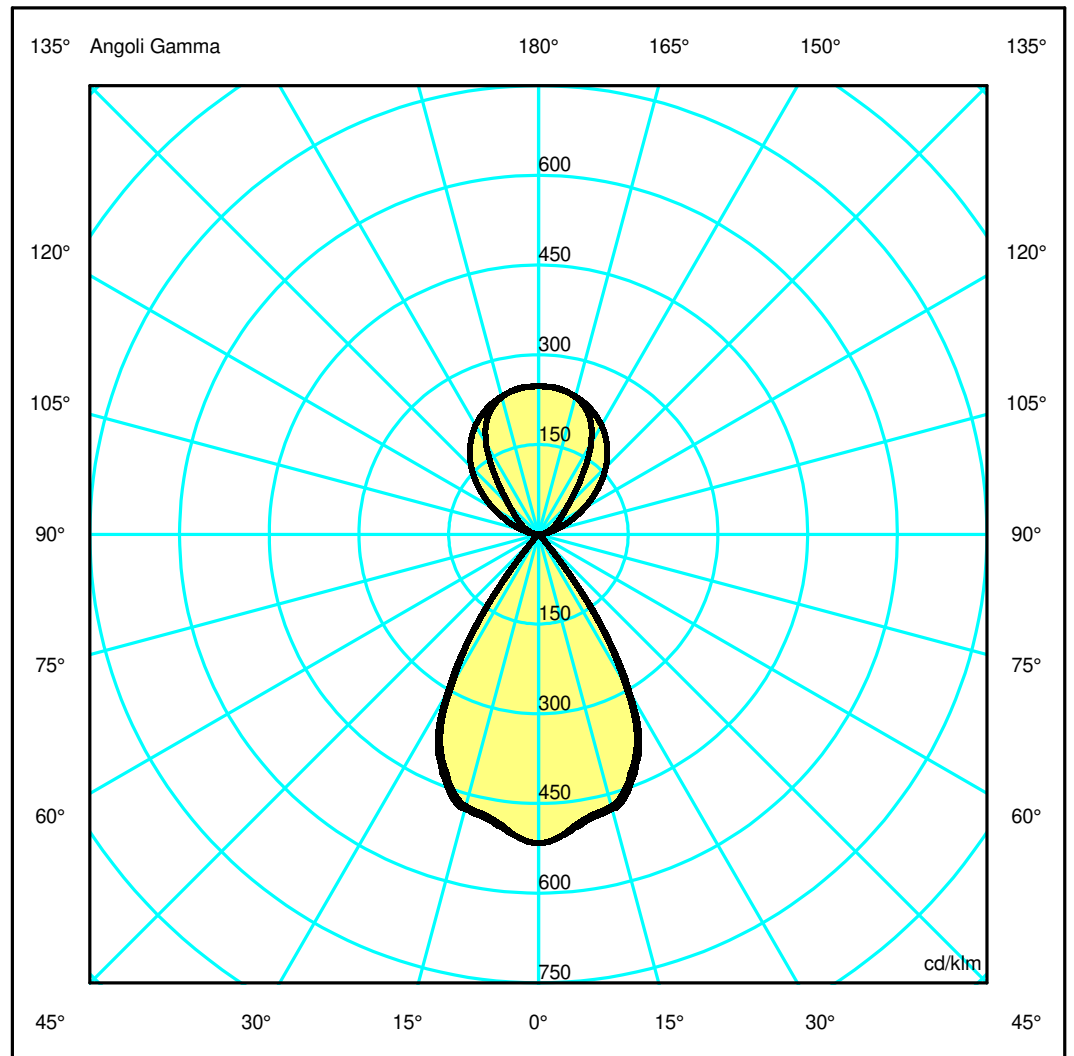
Semipiani C

180.0 — 0.0  
 270.0 — 90.0

ULOR 50.92 %

DLOR 49.08 %

RN 50.92 %



## Luminaire

Code AQ48001  
Name A.24 SOSP. MODULO DIR.+IND. SHARP 3000K XF 2352mm WHT

## Measurerm.

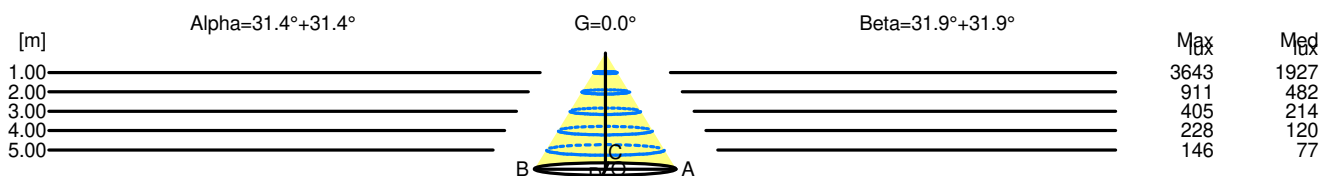
Code FTS1802367-B  
Name A.24 SOSP. MODULO DIR.+IND. SHARP 3000K XF 2352mm WHT

Luminaire Flux	7053 lm	Luminaire Power	74.0 W	Efficacy	95.311 lm/W	Efficiency	100.00%
Source Flux	7053 lm	Maximum value	516.57 cd/klm	Position	C=0.00 G=0.00	CG	Double Symmetrical
Rectangular Luminaire		Length	2352 mm	Width	27 mm	Height	55 mm
Rectangular Luminous Area		Length	516 mm	Width	12 mm	Height	0 mm
Horizontal Luminous Area		0.006192 m2		Emitting area on Plane 180°		0.000000 m2	
Emitting area on Plane 0°		0.000000 m2		Emitting area on Plane 270°		0.000000 m2	
Emitting area on Plane 90°		0.000000 m2		Glare area at 76°		0.001498 m2	
Coordinate system		CG		Symmetry Type		Double Symmetrical	
Date		20-09-2023		Maximum Gamma Angle		180	
Measurement Distance		0.00		Measurement Flux		7053 lm	
LED Flux=8976lm LED Power=65W Eff=79% EfcLed=139lm/W EfcLum=95lm/W CCT=3000K Ra=90 R9=50 SDCM=3 L70(6K)=102000h							
C.I.E.	98 100 100 49 100			D DIN 5040	C62		
F UTE	--			B NBN	BZ 1		

### Width at 50.00 % of Max Intensity

H[m]	1.00	2.00	3.00	4.00	5.00	H[m]	1.00	2.00	3.00	4.00	5.00
OA	0.61	1.22	1.83	2.44	3.05	OC	0.62	1.24	1.87	2.49	3.11
OB	0.61	1.22	1.83	2.44	3.05	OD	0.62	1.24	1.87	2.49	3.11

	Luminous Intensities [ cd/klm ]									
	0	5	15	25	35	45	55	65	75	85
OA	3643.38	3544.14	3318.33	2738.37	1173.71	44.74	9.42	2.52	0.00	0.00
OB	3643.38	3544.14	3318.33	2738.37	1173.71	44.74	9.42	2.52	0.00	0.00
OC	3643.38	3548.47	3349.31	2815.04	1220.38	43.44	9.34	2.66	0.00	0.00
OD	3643.38	3548.47	3349.31	2815.04	1220.38	43.44	9.34	2.66	0.00	0.00



H[m]	D[m]	Max lux	Med lux	Alpha=31.4°+31.4°	G=0.0
1.00	1.22	3643	1927		
2.00	2.44	911	482		
3.00	3.66	405	214		
4.00	4.88	228	120		
5.00	6.10	146	77		

H[m]	D[m]	Max lux	Med lux	Beta=31.9°+31.9°	G=0.0
1.00	1.24	3643	1927		
2.00	2.49	911	482		
3.00	3.73	405	214		
4.00	4.98	228	120		
5.00	6.22	146	77		