

Luminaire

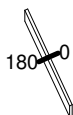
Code AQ51201+AQ90XXX
 Name A.24 INC. CURVA 90° R561 DIFF. 4000K WHT + A.24 SCHERMO DIFF. OPALINO FLESSIB.

Measurement

Code FTS1903635-A
 Name A.24 INC. CURVA 90° R561 DIFF. 4000K WHT + A.24 SCHERMO DIFF. OPALINO FLESSIB.

Luminaire Flux	2261 lm	Luminaire Power	22.0 W	Efficacy	102.773 lm/W	Efficiency	100.00%
Source Flux	2261 lm	Maximum value	365.33 cd/klm	Position	C=0.00 G=0.00	CG	Rotosymmetrical
Rectangular Luminaire		Length	881 mm	Width	26 mm	Height	50 mm
Rectangular Luminous Area		Length	881 mm	Width	21 mm	Height	0 mm
Horizontal Luminous Area		0.018501 m ²		Emitting area on Plane 180°		0.000000 m ²	
Emitting area on Plane 0°		0.000000 m ²		Emitting area on Plane 270°		0.000000 m ²	
Emitting area on Plane 90°		0.000000 m ²		Glare area at 76°		0.004476 m ²	
Coordinate system		CG		Symmetry Type		Rotosymmetrical	
Date		20-09-2023		Maximum Gamma Angle		180	
Measurement Distance		0.00		Measurement Flux		2261 lm	
LED Flux=3732lm LED Power=20W Eff=61% EfcLed=187lm/W EfcLum=103lm/W CCT=4000K Ra=90 R9=50 SDCM=3 L70(17k)=102000h							
C.I.E.	48 79 96 100 100			D DIN 5040	A30		
F UTE	1.00 E			B NBN	BZ 4		

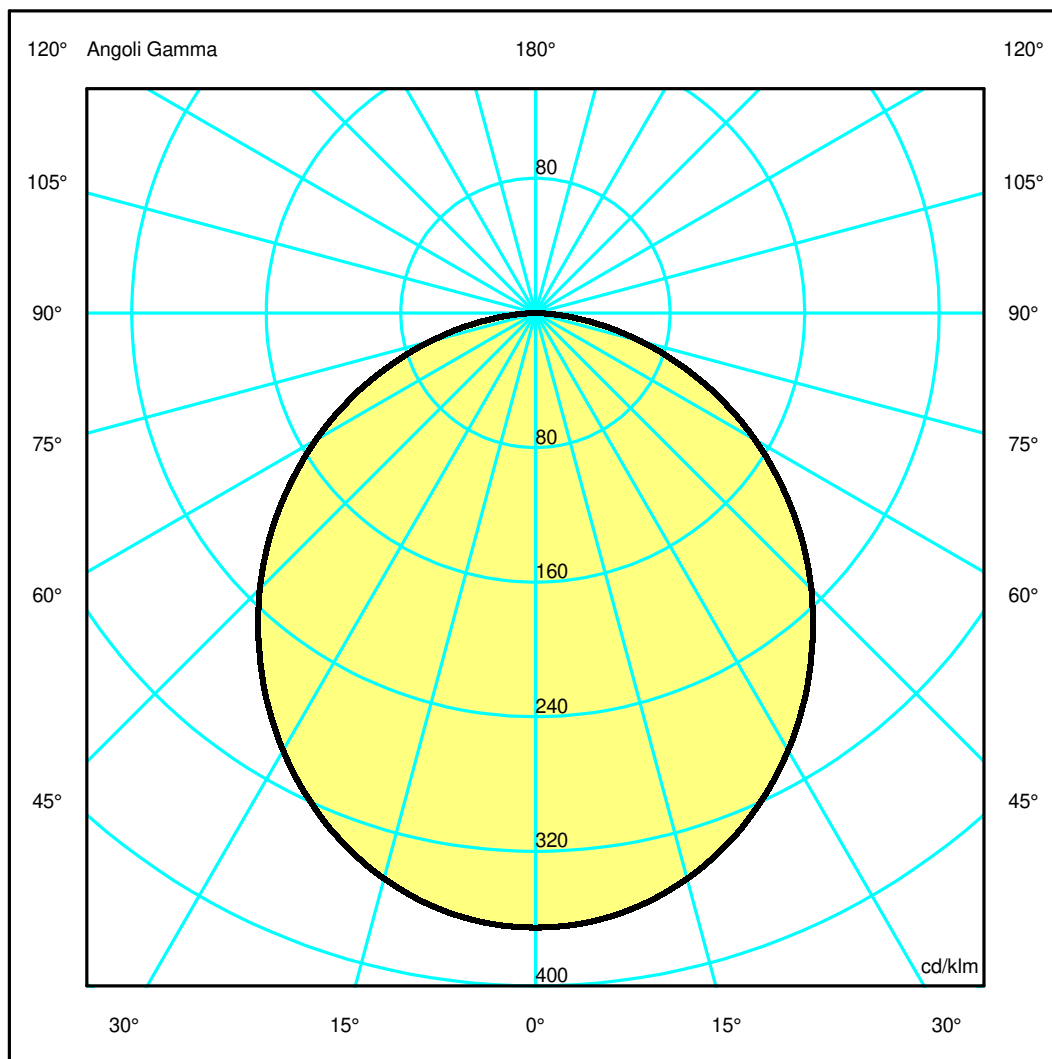
881 mm x 26 mm



Semipiani C

180.0 ——— 0.0

ULOR 0.02 %
 DLOR 99.98 %
 RN 0.02 %



Luminaire

Code AQ51201+AQ90XXX
 Name A.24 INC. CURVA 90° R561 DIFF. 4000K WHT + A.24 SCHERMO DIFF. OPALINO FLESSIB.

Measurement

Code FTS1903635-A
 Name A.24 INC. CURVA 90° R561 DIFF. 4000K WHT + A.24 SCHERMO DIFF. OPALINO FLESSIB.

Luminaire Flux	2261 lm	Luminaire Power	22.0 W	Efficacy	102.773 lm/W	Efficiency	100.00%
Source Flux	2261 lm	Maximum value	365.33 cd/klm	Position	C=0.00 G=0.00	CG	Rotosymmetrical
Rectangular Luminaire		Length	881 mm	Width	26 mm	Height	50 mm
Rectangular Luminous Area		Length	881 mm	Width	21 mm	Height	0 mm
Horizontal Luminous Area	0.018501 m ²			Emitting area on Plane 180°		0.000000 m ²	
Emitting area on Plane 0°	0.000000 m ²			Emitting area on Plane 270°		0.000000 m ²	
Emitting area on Plane 90°	0.000000 m ²			Glare area at 76°		0.004476 m ²	
Coordinate system	CG	Symmetry Type		Maximum Gamma Angle		Rotosymmetrical	
Date	20-09-2023	Measurement Flux				180	
Measurement Distance	0.00					2261 lm	

LED Flux=3732lm LED Power=20W Eff=61% EfcLed=187lm/W EfcLum=103lm/W CCT=4000K Ra=90 R9=50 SDCM=3 L70(17k)=102000h

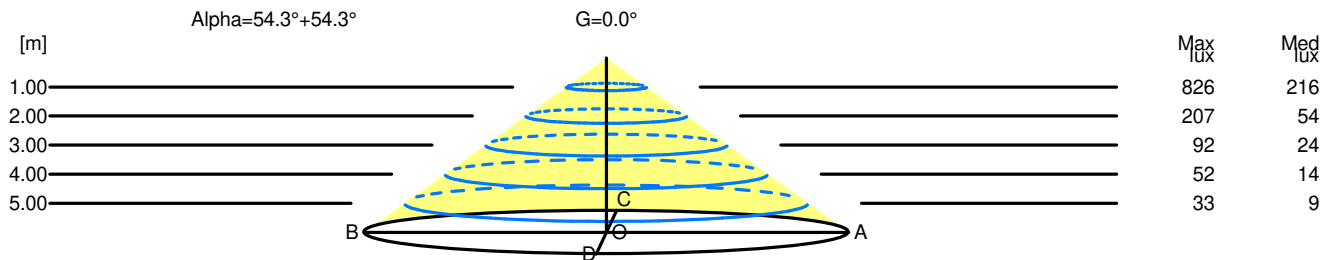
C.I.E. 48 79 96 100 100
 F UTE 1.00 E

D DIN 5040
 B NBN
 A30
 BZ 4

Width at 50.00 % of Max Intensity

H[m]	1.00	2.00	3.00	4.00	5.00	H[m]	1.00	2.00	3.00	4.00	5.00
OA	1.39	2.78	4.17	5.56	6.95	OC	1.39	2.78	4.17	5.56	6.95
OB	1.39	2.78	4.17	5.56	6.95	OD	1.39	2.78	4.17	5.56	6.95

	Luminous Intensities [cd/klm]									
	0	5	15	25	35	45	55	65	75	85
OA	826.01	821.62	786.99	721.15	631.21	524.28	403.80	276.24	146.43	33.38
OB	826.01	821.62	786.99	721.15	631.21	524.28	403.80	276.24	146.43	33.38
OC	826.01	821.62	786.99	721.15	631.21	524.28	403.80	276.24	146.43	33.38
OD	826.01	821.62	786.99	721.15	631.21	524.28	403.80	276.24	146.43	33.38



H[m]	D[m]	Max lux	Med lux	Alpha=54.3°+54.3°	G=0.0
1.00	2.78	826	216		
2.00	5.56	207	54		
3.00	8.34	92	24		
4.00	11.12	52	14		
5.00	13.89	33	9		