

Luminaire

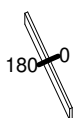
Code AQ61218+AQ90XXX
 Name A.24 PLAF CURVA 90° R561 DIFF. 4000K BCP + A.24 SCHERMO DIFF. OPALINO FLESSIB.

Measurement

Code FTS2300153
 Name A.24 PLAF CURVA 90° R561 DIFF. 4000K BCP + A.24 SCHERMO DIFF. OPALINO FLESSIB.

| | | | | | | | |
|--|------------------|-----------------|---------------|-----------------------------|---------------|-----------------|-----------------|
| Luminaire Flux | 1775 lm | Luminaire Power | 22.0 W | Efficacy | 80.682 lm/W | Efficiency | 100.00% |
| Source Flux | 1775 lm | Maximum value | 365.33 cd/klm | Position | C=0.00 G=0.00 | CG | Rotosymmetrical |
| Rectangular Luminaire | | Length | 881 mm | Width | 26 mm | Height | 50 mm |
| Rectangular Luminous Area | | Length | 881 mm | Width | 21 mm | Height | 0 mm |
| Horizontal Luminous Area | | 0.018501 m2 | | Emitting area on Plane 180° | | 0.000000 m2 | |
| Emitting area on Plane 0° | | 0.000000 m2 | | Emitting area on Plane 270° | | 0.000000 m2 | |
| Emitting area on Plane 90° | | 0.000000 m2 | | Glare area at 76° | | 0.004476 m2 | |
| Coordinate system | | CG | | Symmetry Type | | Rotosymmetrical | |
| Date | | 20-09-2023 | | Maximum Gamma Angle | | 180 | |
| Measurement Distance | | 0.00 | | Measurement Flux | | 1775 lm | |
| LED Flux=3732lm LED Power=20W Eff=48% EfcLed=187lm/W EfcLum=81lm/W CCT=4000K Ra=90 R9=50 SDCM=3 L70(17k)=102000h | | | | | | | |
| C.I.E. | 48 79 96 100 100 | | | D DIN 5040 | A30 | | |
| F UTE | 1.00 E | | | B NBN | BZ 4 | | |

881mm x 26mm



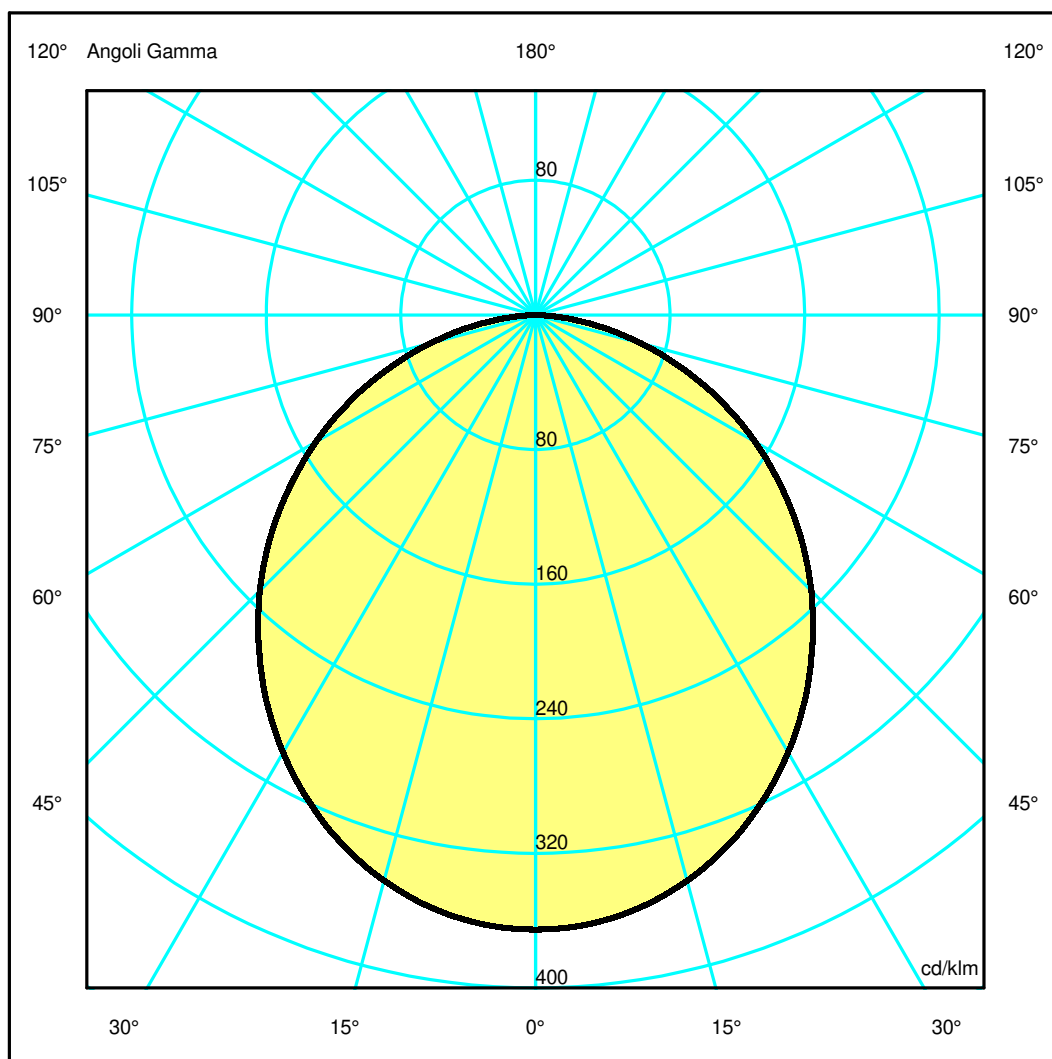
Semipiani C

180.0 ——— 0.0

ULOR 0.02 %

DLOR 99.98 %

RN 0.02 %



Luminaire

Code AQ61218+AQ90XXX
 Name A.24 PLAF CURVA 90° R561 DIFF. 4000K BCP + A.24 SCHERMO DIFF. OPALINO FLESSIB.

Measurement

Code FTS2300153
 Name A.24 PLAF CURVA 90° R561 DIFF. 4000K BCP + A.24 SCHERMO DIFF. OPALINO FLESSIB.

| | | | | | | | |
|----------------------------|---------|-------------------------|---------------|-----------------------------|---------------|-------------------------|-----------------|
| Luminaire Flux | 1775 lm | Luminaire Power | 22.0 W | Efficacy | 80.682 lm/W | Efficiency | 100.00% |
| Source Flux | 1775 lm | Maximum value | 365.33 cd/klm | Position | C=0.00 G=0.00 | CG | Rotosymmetrical |
| Rectangular Luminaire | | Length | 881 mm | Width | 26 mm | Height | 50 mm |
| Rectangular Luminous Area | | Length | 881 mm | Width | 21 mm | Height | 0 mm |
| Horizontal Luminous Area | | 0.018501 m ² | | Emitting area on Plane 180° | | 0.000000 m ² | |
| Emitting area on Plane 0° | | 0.000000 m ² | | Emitting area on Plane 270° | | 0.000000 m ² | |
| Emitting area on Plane 90° | | 0.000000 m ² | | Glare area at 76° | | 0.004476 m ² | |
| Coordinate system | | CG | | Symmetry Type | | Rotosymmetrical | |
| Date | | 20-09-2023 | | Maximum Gamma Angle | | 180 | |
| Measurement Distance | | 0.00 | | Measurement Flux | | 1775 lm | |

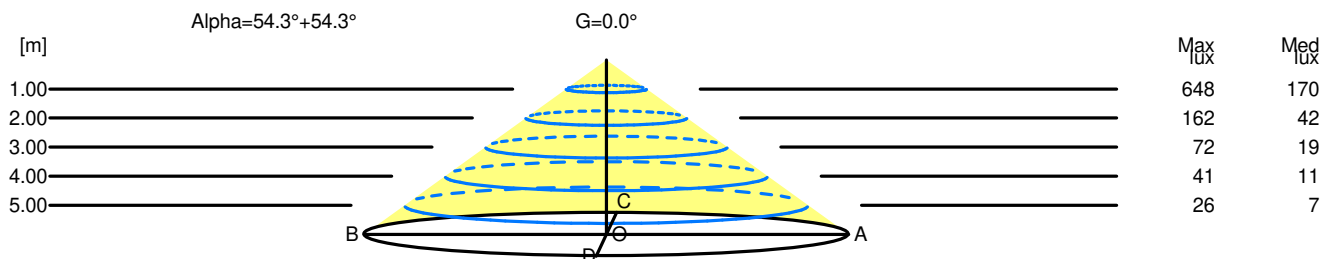
LED Flux=3732lm LED Power=20W Eff=48% EfcLed=187lm/W EfcLum=81lm/W CCT=4000K Ra=90 R9=50 SDCM=3 L70(17k)=102000h

| | | | |
|--------|------------------|------------|------|
| C.I.E. | 48 79 96 100 100 | D DIN 5040 | A30 |
| F UTE | 1.00 E | B NBN | BZ 4 |

Width at 50.00 % of Max Intensity

| H[m] | 1.00 | 2.00 | 3.00 | 4.00 | 5.00 | H[m] | 1.00 | 2.00 | 3.00 | 4.00 | 5.00 |
|------|------|------|------|------|------|------|------|------|------|------|------|
| OA | 1.39 | 2.78 | 4.17 | 5.56 | 6.95 | OC | 1.39 | 2.78 | 4.17 | 5.56 | 6.95 |
| OB | 1.39 | 2.78 | 4.17 | 5.56 | 6.95 | OD | 1.39 | 2.78 | 4.17 | 5.56 | 6.95 |

| | Luminous Intensities [cd/klm] | | | | | | | | | |
|----|---------------------------------|--------|--------|--------|--------|--------|--------|--------|--------|-------|
| | 0 | 5 | 15 | 25 | 35 | 45 | 55 | 65 | 75 | 85 |
| OA | 648.46 | 645.01 | 617.82 | 566.14 | 495.54 | 411.58 | 317.01 | 216.86 | 114.95 | 26.21 |
| OB | 648.46 | 645.01 | 617.82 | 566.14 | 495.54 | 411.58 | 317.01 | 216.86 | 114.95 | 26.21 |
| OC | 648.46 | 645.01 | 617.82 | 566.14 | 495.54 | 411.58 | 317.01 | 216.86 | 114.95 | 26.21 |
| OD | 648.46 | 645.01 | 617.82 | 566.14 | 495.54 | 411.58 | 317.01 | 216.86 | 114.95 | 26.21 |



| H[m] | D[m] | Max lux | Med lux | Alpha=54.3°+54.3° | G=0.0 |
|------|-------|---------|---------|-------------------|-------|
| 1.00 | 2.78 | 648 | 170 | | |
| 2.00 | 5.56 | 162 | 42 | | |
| 3.00 | 8.34 | 72 | 19 | | |
| 4.00 | 11.12 | 41 | 11 | | |
| 5.00 | 13.89 | 26 | 7 | | |