

## Luminaire

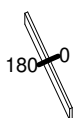
Code AQ61715+AQ90XXX  
 Name A.24 PLAF CURVA 90° R561 DIFF. 2700K BSV + A.24 SCHERMO DIFF. OPALINO FLESSIB.

## Measurement

Code FTS1903613-A  
 Name A.24 PLAF CURVA 90° R561 DIFF. 2700K BSV + A.24 SCHERMO DIFF. OPALINO FLESSIB.

Luminaire Flux	2132 lm	Luminaire Power	22.0 W	Efficacy	96.909 lm/W	Efficiency	100.00%
Source Flux	2132 lm	Maximum value	365.33 cd/klm	Position	C=0.00 G=0.00	CG	Rotosymmetrical
Rectangular Luminaire		Length	881 mm	Width	26 mm	Height	50 mm
Rectangular Luminous Area		Length	881 mm	Width	21 mm	Height	0 mm
Horizontal Luminous Area		0.018501 m2		Emitting area on Plane 180°		0.000000 m2	
Emitting area on Plane 0°		0.000000 m2		Emitting area on Plane 270°		0.000000 m2	
Emitting area on Plane 90°		0.000000 m2		Glare area at 76°		0.004476 m2	
Coordinate system		CG		Symmetry Type		Rotosymmetrical	
Date		20-09-2023		Maximum Gamma Angle		180	
Measurement Distance		0.00		Measurement Flux		2132 lm	
LED Flux=3519lm LED Power=20W Eff=61% EfcLed=176lm/W EfcLum=97lm/W CCT=2700K Ra=90 R9=50 SDCM=3 L70(17k)=102000h							
C.I.E.	48 79 96 100 100			D DIN 5040	A30		
F UTE	1.00 E			B NBN	BZ 4		

881mm x 26mm



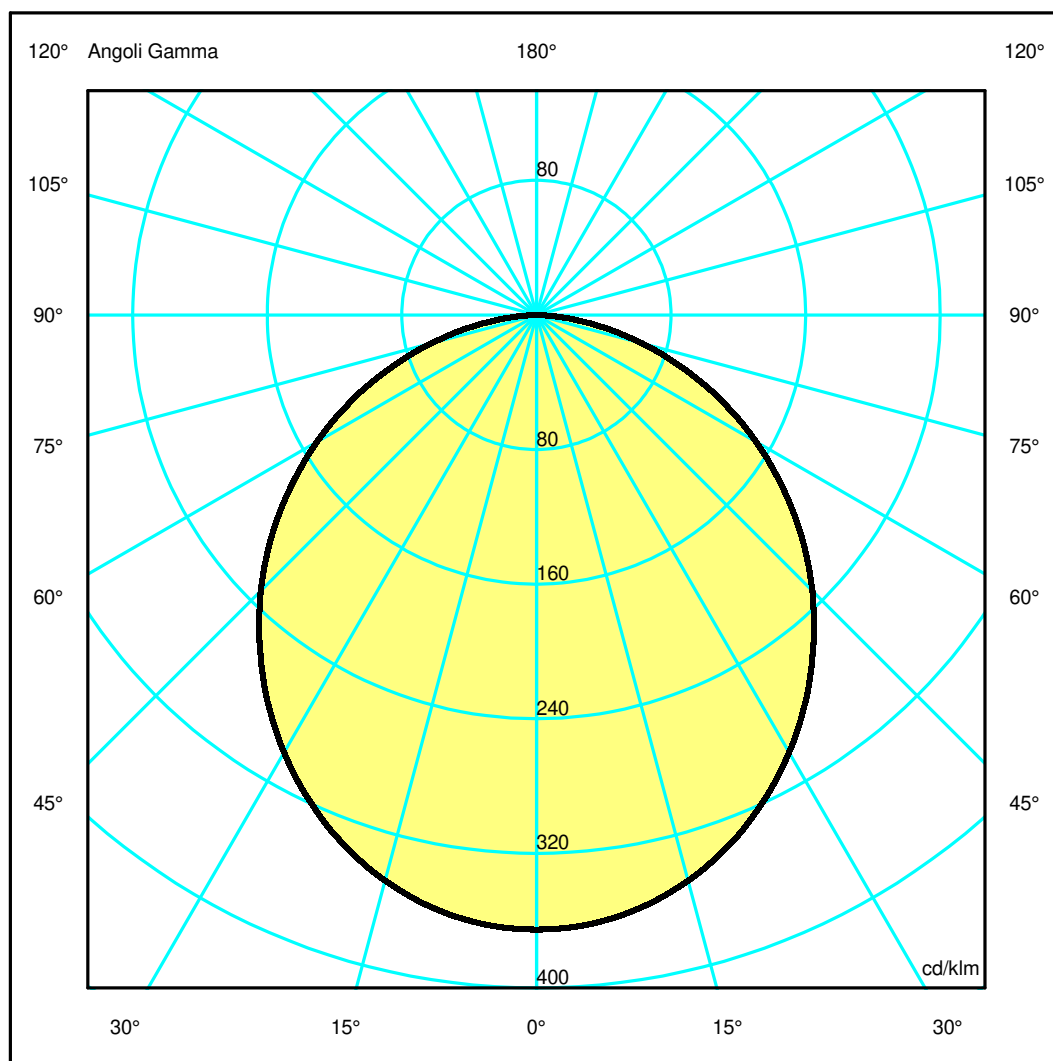
Semipiani C

180.0 ——— 0.0

ULOR 0.02 %

DLOR 99.98 %

RN 0.02 %



## Luminaire

Code AQ61715+AQ90XXX  
 Name A.24 PLAF CURVA 90° R561 DIFF. 2700K BSV + A.24 SCHERMO DIFF. OPALINO FLESSIB.

## Measurement

Code FTS1903613-A  
 Name A.24 PLAF CURVA 90° R561 DIFF. 2700K BSV + A.24 SCHERMO DIFF. OPALINO FLESSIB.

Luminaire Flux	2132 lm	Luminaire Power	22.0 W	Efficacy	96.909 lm/W	Efficiency	100.00%
Source Flux	2132 lm	Maximum value	365.33 cd/klm	Position	C=0.00 G=0.00	CG	Rotosymmetrical
Rectangular Luminaire		Length	881 mm	Width	26 mm	Height	50 mm
Rectangular Luminous Area		Length	881 mm	Width	21 mm	Height	0 mm
Horizontal Luminous Area	0.018501 m <sup>2</sup>			Emitting area on Plane 180°	0.000000 m <sup>2</sup>		
Emitting area on Plane 0°	0.000000 m <sup>2</sup>			Emitting area on Plane 270°	0.000000 m <sup>2</sup>		
Emitting area on Plane 90°	0.000000 m <sup>2</sup>			Glare area at 76°	0.004476 m <sup>2</sup>		
Coordinate system	CG	Symmetry Type		Maximum Gamma Angle	180	Measurement Distance	2132 lm
Date	20-09-2023	Measurement Flux					
Measurement Distance	0.00						

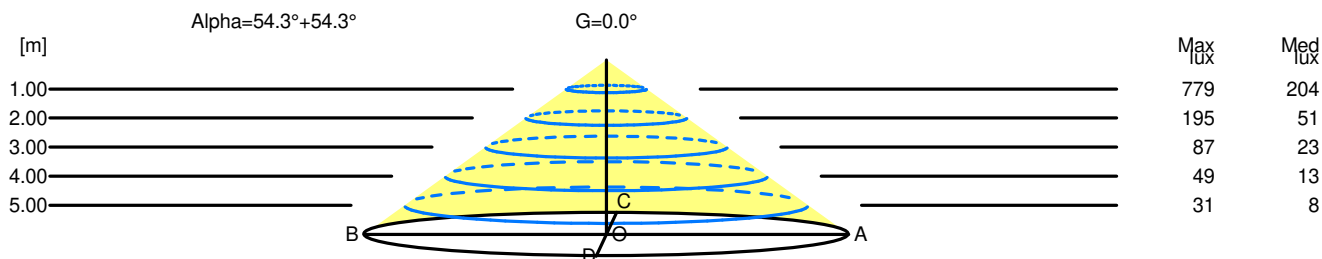
LED Flux=3519lm LED Power=20W Eff=61% EfcLed=176lm/W EfcLum=97lm/W CCT=2700K Ra=90 R9=50 SDCM=3 L70(17k)=102000h

C.I.E.	48 79 96 100 100	D DIN 5040	A30
F UTE	1.00 E	B NBN	BZ 4

Width at 50.00 % of Max Intensity

H[m]	1.00	2.00	3.00	4.00	5.00	H[m]	1.00	2.00	3.00	4.00	5.00
OA	1.39	2.78	4.17	5.56	6.95	OC	1.39	2.78	4.17	5.56	6.95
OB	1.39	2.78	4.17	5.56	6.95	OD	1.39	2.78	4.17	5.56	6.95

	Luminous Intensities [ cd/klm ]									
	0	5	15	25	35	45	55	65	75	85
OA	778.88	774.74	742.08	680.00	595.20	494.37	380.76	260.48	138.07	31.48
OB	778.88	774.74	742.08	680.00	595.20	494.37	380.76	260.48	138.07	31.48
OC	778.88	774.74	742.08	680.00	595.20	494.37	380.76	260.48	138.07	31.48
OD	778.88	774.74	742.08	680.00	595.20	494.37	380.76	260.48	138.07	31.48



H[m]	D[m]	Max lux	Med lux	Alpha=54.3°+54.3°	G=0.0
1.00	2.78	779	204		
2.00	5.56	195	51		
3.00	8.34	87	23		
4.00	11.12	49	13		
5.00	13.89	31	8		