

## Luminaire

Code AQ63215+AQ90XXX  
 Name A.24 PLAF CURVA 90° R750 DIFF. 4000K BSV + A.24 SCHERMO DIFF. OPALINO FLESSIB.

## Measurement

Code FTS1903701-A  
 Name A.24 PLAF CURVA 90° R750 DIFF. 4000K BSV + A.24 SCHERMO DIFF. OPALINO FLESSIB.

Luminaire Flux	3015 lm	Luminaire Power	29.0 W	Efficacy	103.966 lm/W	Efficiency	100.00%
Source Flux	3015 lm	Maximum value	365.33 cd/klm	Position	C=0.00 G=0.00	CG	Rotosymmetrical
Rectangular Luminaire	Length	1177 mm	Width	26 mm	Height	50 mm	
Rectangular Luminous Area	Length	1177 mm	Width	21 mm	Height	0 mm	
Horizontal Luminous Area	0.024717 m <sup>2</sup>	Emitting area on Plane 180°	0.000000 m <sup>2</sup>	Emitting area on Plane 270°	0.000000 m <sup>2</sup>	Emitting area on Plane 90°	0.005980 m <sup>2</sup>
Coordinate system	CG	Symmetry Type	Rotosymmetrical	Maximum Gamma Angle	180	Measurement Distance	3015 lm
Date	13-07-2023	Measurement Flux					
Measurement Distance	0.00						

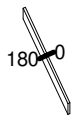
LED Flux=4976lm LED Power=27W Eff=61% EfcLed=187lm/W EfcLum=104lm/W CCT=4000K Ra=90 R9=50 SDCM=3 L70(17k)=102000h

C.I.E. 48 79 96 100 100  
 F UTE 1.00 E

D DIN 5040  
 B NBN

A30  
 BZ 4

1177mm x 26mm



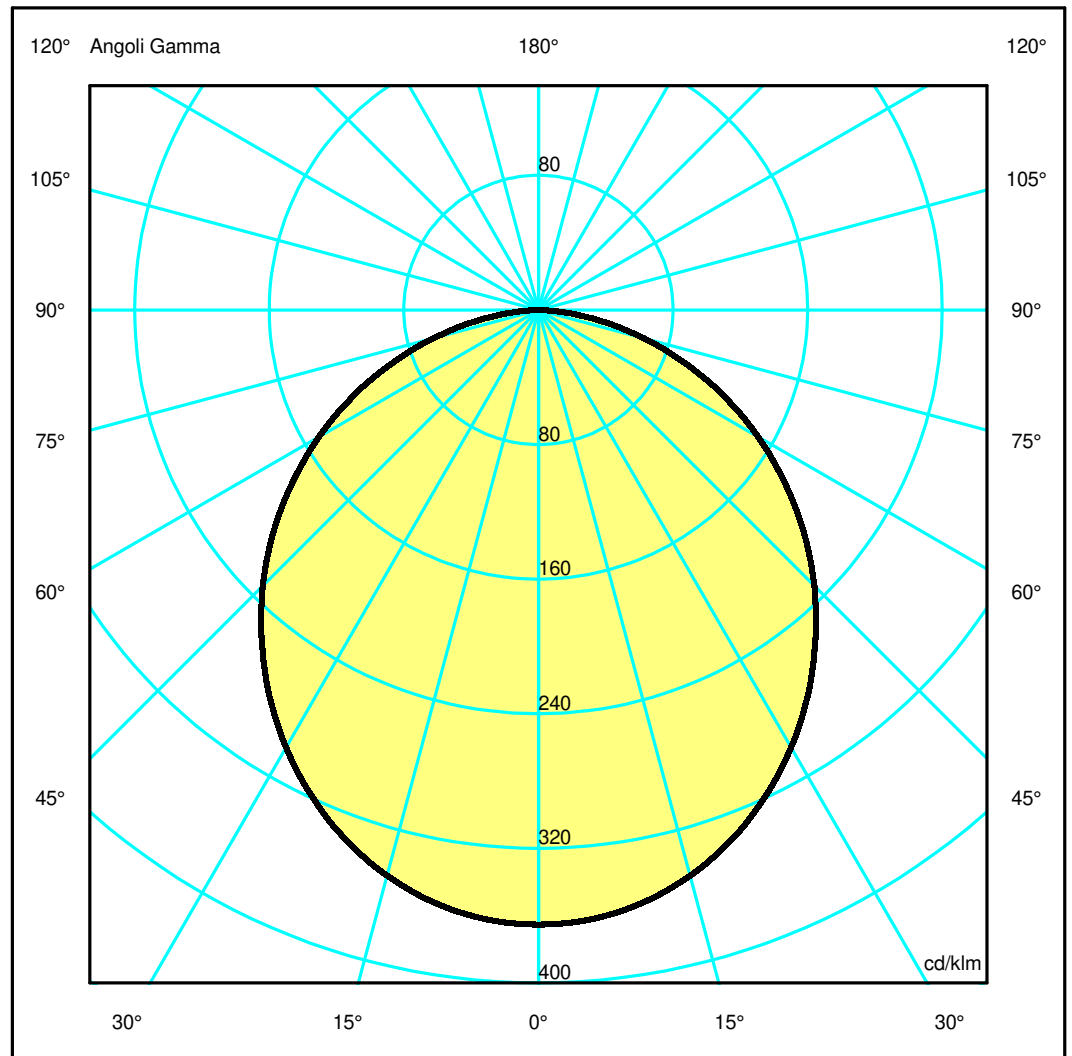
Semipiani C

180.0 ——— 0.0

ULOR 0.02 %

DLOR 99.98 %

RN 0.02 %



## Luminaire

Code AQ63215+AQ90XXX  
 Name A.24 PLAF CURVA 90° R750 DIFF. 4000K BSV + A.24 SCHERMO DIFF. OPALINO FLESSIB.

## Measurement

Code FTS1903701-A  
 Name A.24 PLAF CURVA 90° R750 DIFF. 4000K BSV + A.24 SCHERMO DIFF. OPALINO FLESSIB.

Luminaire Flux	3015 lm	Luminaire Power	29.0 W	Efficacy	103.966 lm/W	Efficiency	100.00%
Source Flux	3015 lm	Maximum value	365.33 cd/klm	Position	C=0.00 G=0.00	CG	Rotosymmetrical
Rectangular Luminaire		Length	1177 mm	Width	26 mm	Height	50 mm
Rectangular Luminous Area		Length	1177 mm	Width	21 mm	Height	0 mm
Horizontal Luminous Area		0.024717 m2		Emitting area on Plane 180°		0.000000 m2	
Emitting area on Plane 0°		0.000000 m2		Emitting area on Plane 270°		0.000000 m2	
Emitting area on Plane 90°		0.000000 m2		Glare area at 76°		0.005980 m2	
Coordinate system		CG		Symmetry Type		Rotosymmetrical	
Date		13-07-2023		Maximum Gamma Angle		180	
Measurement Distance		0.00		Measurement Flux		3015 lm	

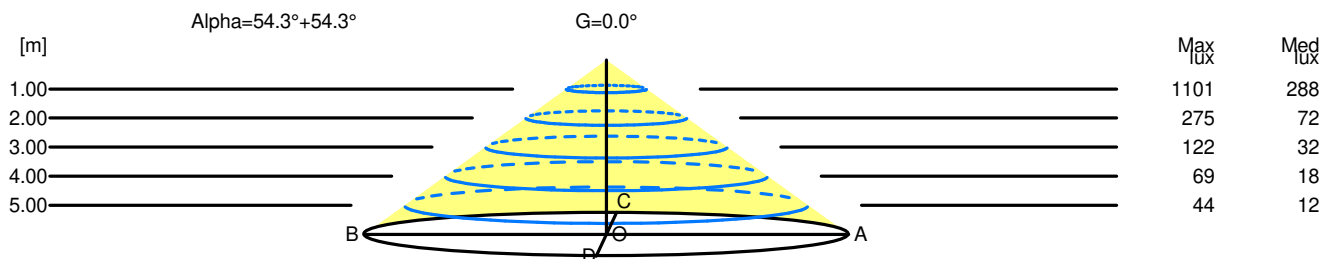
LED Flux=4976lm LED Power=27W Eff=61% EfcLed=187lm/W EfcLum=104lm/W CCT=4000K Ra=90 R9=50 SDCM=3 L70(17k)=102000h

C.I.E.	48 79 96 100 100	D DIN 5040	A30
F UTE	1.00 E	B NBN	BZ 4

Width at 50.00 % of Max Intensity

H[m]	1.00	2.00	3.00	4.00	5.00	H[m]	1.00	2.00	3.00	4.00	5.00
OA	1.39	2.78	4.17	5.56	6.95	OC	1.39	2.78	4.17	5.56	6.95
OB	1.39	2.78	4.17	5.56	6.95	OD	1.39	2.78	4.17	5.56	6.95

	Luminous Intensities [ cd/klm ]									
	0	5	15	25	35	45	55	65	75	85
OA	1101.47	1095.62	1049.43	961.64	841.71	699.11	538.46	368.36	195.26	44.51
OB	1101.47	1095.62	1049.43	961.64	841.71	699.11	538.46	368.36	195.26	44.51
OC	1101.47	1095.62	1049.43	961.64	841.71	699.11	538.46	368.36	195.26	44.51
OD	1101.47	1095.62	1049.43	961.64	841.71	699.11	538.46	368.36	195.26	44.51



H[m]	D[m]	Max lux	Med lux	Alpha=54.3°+54.3°	G=0.0
1.00	2.78	1101	288		
2.00	5.56	275	72		
3.00	8.34	122	32		
4.00	11.12	69	18		
5.00	13.89	44	12		