

Luminaire

Code AQ64018
Name A.24 PLAF SA360 1122 DIFF3000K BCP 230V*

Measurement

Code FTS2400001
Name A.24 PLAF SA360 1122 DIFF3000K BCP 230V*

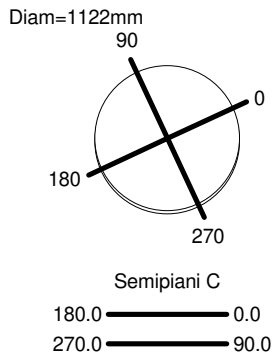
Luminaire Flux	7101 lm	Luminaire Power	88.0 W	Efficacy	80.693 lm/W	Efficiency	100.00%
Source Flux	7101 lm	Maximum value	350.39 cd/klm	Position	C=85.00 G=1.00	CG	Double Symmetrical
Round Luminaire		Diam.	1122 mm	Height	50 mm		
Round Luminous Area		Diam.	304 mm	Height	0 mm		
Horizontal Luminous Area			0.072583 m ²	Emitting area on Plane 180°			0.000000 m ²
Emitting area on Plane 0°			0.000000 m ²	Emitting area on Plane 270°			0.000000 m ²
Emitting area on Plane 90°			0.000000 m ²	Glare area at 76°			0.017560 m ²
Coordinate system		CG		Symmetry Type			Double Symmetrical
Date		06-12-2023		Maximum Gamma Angle			180
Measurement Distance		0.00		Measurement Flux			7101 lm

LED Flux=14928lm LED Power=80W Eff=48% EfcLed=187lm/W EfcLum=81lm/W CCT=3000K Ra=90 R9=50 SDCM=3 L70(17k)=102000h

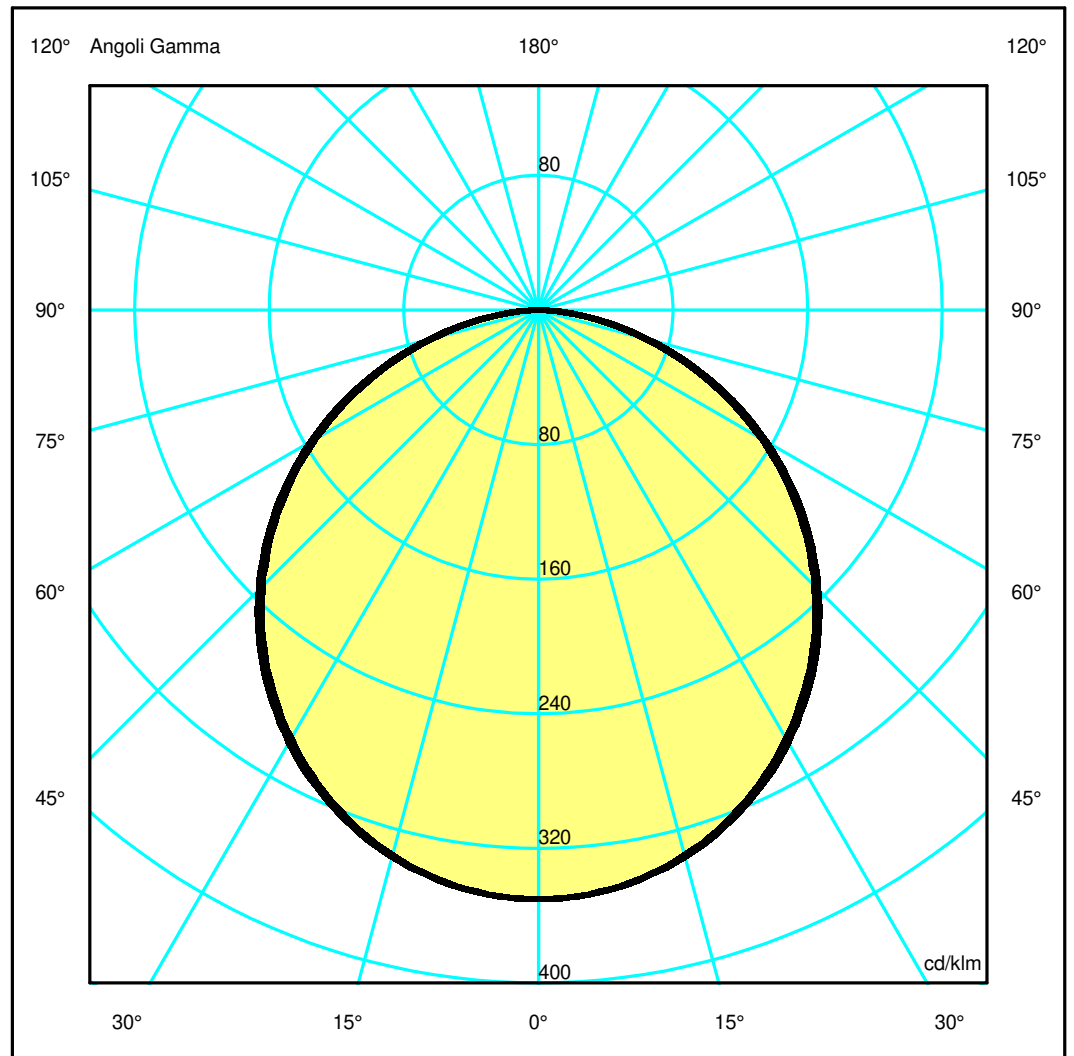
C.I.E. 47 79 96 100 100
F UTE 1.00 E

D DIN 5040
B NBN

A30
BZ 5 / 1.5 / BZ 4



ULOR 0.02 %
DLOR 99.98 %
RN 0.02 %



Luminaire

Code AQ64018
Name A.24 PLAF SA360 1122 DIFF3000K BCP 230V*

Measurment.

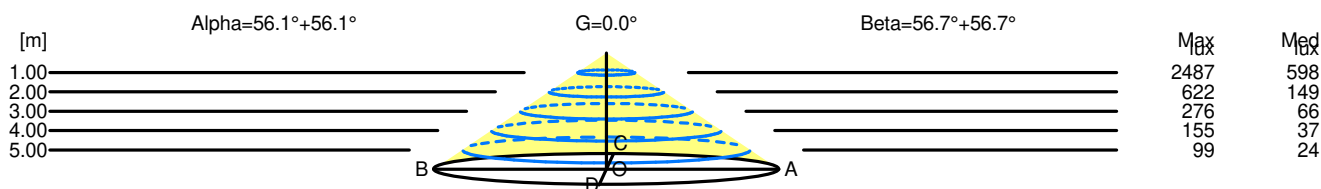
Code FTS2400001
Name A.24 PLAF SA360 1122 DIFF3000K BCP 230V*

Luminaire Flux	7101 lm	Luminaire Power	88.0 W	Efficacy	80.693 lm/W	Efficiency	100.00%
Source Flux	7101 lm	Maximum value	350.39 cd/klm	Position	C=85.00 G=1.00	CG	Double Symmetrical
Round Luminaire		Diam.	1122 mm	Height	50 mm		
Round Luminous Area		Diam.	304 mm	Height	0 mm		
Horizontal Luminous Area			0.072583 m2	Emitting area on Plane 180°			0.000000 m2
Emitting area on Plane 0°			0.000000 m2	Emitting area on Plane 270°			0.000000 m2
Emitting area on Plane 90°			0.000000 m2	Glare area at 76°			0.017560 m2
Coordinate system		CG		Symmetry Type			Double Symmetrical
Date		06-12-2023		Maximum Gamma Angle			180
Measurement Distance		0.00		Measurement Flux			7101 lm
LED Flux=14928lm LED Power=80W Eff=48% EfcLed=187lm/W EfcLum=81lm/W CCT=3000K Ra=90 R9=50 SDCM=3 L70(17k)=102000h							
C.I.E.	47 79 96 100 100			D DIN 5040	A30		
F UTE	1.00 E			B NBN	BZ 5 / 1.5 / BZ 4		

Width at 50.00 % of Max Intensity

H[m]	1.00	2.00	3.00	4.00	5.00	H[m]	1.00	2.00	3.00	4.00	5.00
OA	1.49	2.97	4.46	5.94	7.43	OC	1.52	3.04	4.57	6.09	7.61
OB	1.49	2.97	4.46	5.94	7.43	OD	1.52	3.04	4.57	6.09	7.61

	Luminous Intensities [cd/klm]									
	0	5	15	25	35	45	55	65	75	85
OA	2486.69	2474.60	2380.03	2205.70	1955.15	1642.38	1284.07	881.57	457.65	102.42
OB	2486.69	2474.60	2380.03	2205.70	1955.15	1642.38	1284.07	881.57	457.65	102.42
OC	2486.69	2476.18	2390.32	2220.02	1979.15	1669.40	1308.35	907.14	482.60	126.12
OD	2486.69	2476.18	2390.32	2220.02	1979.15	1669.40	1308.35	907.14	482.60	126.12



H[m]	D[m]	Max lux	Med lux	Alpha=56.1°+56.1°	G=0.0
1.00	2.97	2487	598		
2.00	5.94	622	149		
3.00	8.91	276	66		
4.00	11.89	155	37		
5.00	14.86	99	24		

H[m]	D[m]	Max lux	Med lux	Beta=56.7°+56.7°	G=0.0
1.00	3.04	2487	598		
2.00	6.09	622	149		
3.00	9.13	276	66		
4.00	12.18	155	37		
5.00	15.22	99	24		