

Luminaire

Code AQ64401
Name A.24 PLAF SA360 1122 DIFF 2700K WH 230V*

Measurement

Code FTS2000753
Name A.24 PLAF SA360 1122 DIFF 2700K WH 230V*

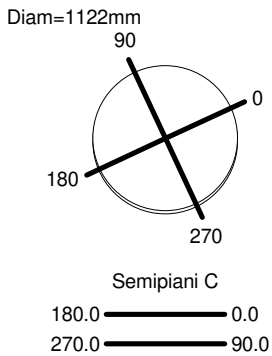
Luminaire Flux	8082 lm	Luminaire Power	95.0 W	Efficacy	85.073 lm/W	Efficiency	100.00%
Source Flux	8082 lm	Maximum value	350.39 cd/klm	Position	C=85.00 G=1.00	CG	Double Symmetrical
Round Luminaire		Diam.	1122 mm	Height	50 mm		
Round Luminous Area		Diam.	304 mm	Height	0 mm		
Horizontal Luminous Area			0.072583 m ²	Emitting area on Plane 180°			0.000000 m ²
Emitting area on Plane 0°			0.000000 m ²	Emitting area on Plane 270°			0.000000 m ²
Emitting area on Plane 90°			0.000000 m ²	Glare area at 76°			0.017560 m ²
Coordinate system		CG		Symmetry Type		Double Symmetrical	
Date		02-02-2018		Maximum Gamma Angle		180	
Measurement Distance		0.00		Measurement Flux		8082 lm	

LED Flux=13400.64lm LED Power=87W Eff=60% EfcLed=154lm/W EfcLum=85lm/W CCT=2700K Ra=80 SDCM=2 L70(6K)=50000h

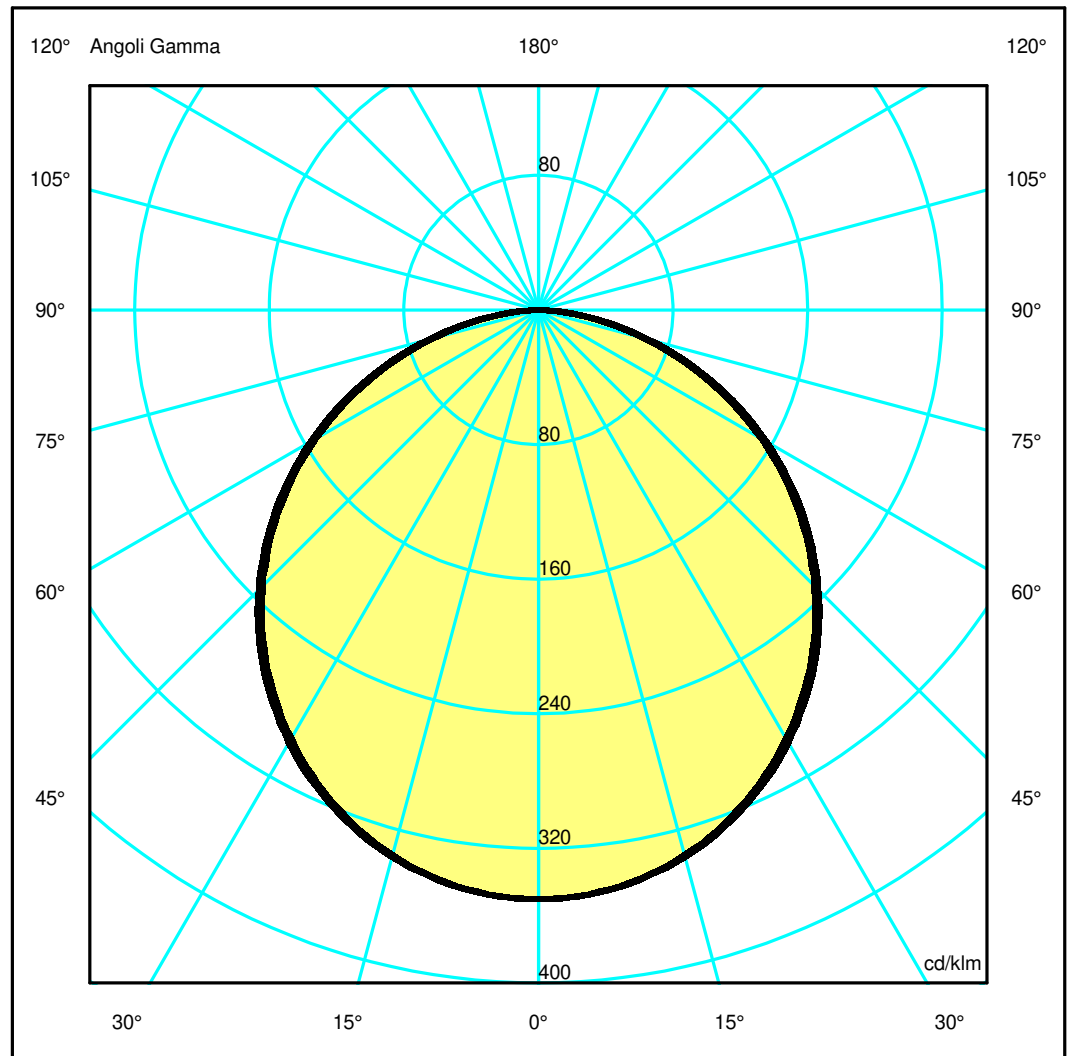
C.I.E. 47 79 96 100 100
F UTE 1.00 E

D DIN 5040
B NBN

A30
BZ 5 / 1.5 / BZ 4



ULOR 0.02 %
DLOR 99.98 %
RN 0.02 %



Luminaire

Code AQ64401
Name A.24 PLAF SA360 1122 DIFF 2700K WH 230V*

Measurment.

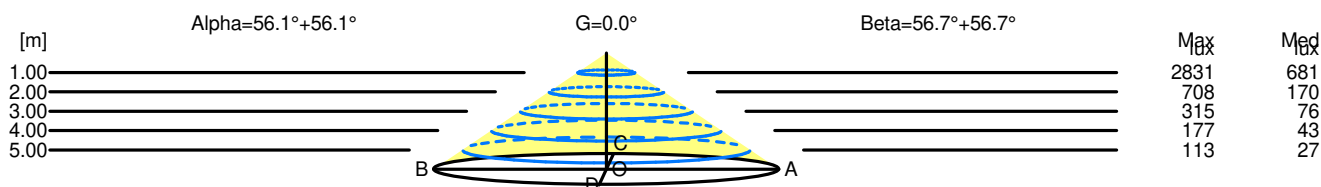
Code FTS2000753
Name A.24 PLAF SA360 1122 DIFF 2700K WH 230V*

Luminaire Flux	8082 lm	Luminaire Power	95.0 W	Efficacy	85.073 lm/W	Efficiency	100.00%
Source Flux	8082 lm	Maximum value	350.39 cd/klm	Position	C=85.00 G=1.00	CG	Double Symmetrical
Round Luminaire		Diam.	1122 mm	Height	50 mm		
Round Luminous Area		Diam.	304 mm	Height	0 mm		
Horizontal Luminous Area			0.072583 m2	Emitting area on Plane 180°			0.000000 m2
Emitting area on Plane 0°			0.000000 m2	Emitting area on Plane 270°			0.000000 m2
Emitting area on Plane 90°			0.000000 m2	Glare area at 76°			0.017560 m2
Coordinate system		CG		Symmetry Type			Double Symmetrical
Date		02-02-2018		Maximum Gamma Angle			180
Measurement Distance		0.00		Measurement Flux			8082 lm
LED Flux=13400.64lm LED Power=87W Eff=60% EfcLed=154lm/W EfcLum=85lm/W CCT=2700K Ra=80 SDCM=2 L70(6K)=50000h							
C.I.E.	47 79 96 100 100			D DIN 5040	A30		
F UTE	1.00 E			B NBN	BZ 5 / 1.5 / BZ 4		

Width at 50.00 % of Max Intensity

H[m]	1.00	2.00	3.00	4.00	5.00	H[m]	1.00	2.00	3.00	4.00	5.00
OA	1.49	2.97	4.46	5.94	7.43	OC	1.52	3.04	4.57	6.09	7.61
OB	1.49	2.97	4.46	5.94	7.43	OD	1.52	3.04	4.57	6.09	7.61

	Luminous Intensities [cd/klm]									
	0	5	15	25	35	45	55	65	75	85
OA	2830.20	2816.44	2708.81	2510.40	2225.23	1869.25	1461.45	1003.35	520.87	116.57
OB	2830.20	2816.44	2708.81	2510.40	2225.23	1869.25	1461.45	1003.35	520.87	116.57
OC	2830.20	2818.23	2720.51	2526.70	2252.55	1900.01	1489.08	1032.45	549.27	143.54
OD	2830.20	2818.23	2720.51	2526.70	2252.55	1900.01	1489.08	1032.45	549.27	143.54



H[m]	D[m]	Max lux	Med lux	Alpha=56.1°+56.1°	G=0.0
1.00	2.97	2831	681		
2.00	5.94	708	170		
3.00	8.91	315	76		
4.00	11.89	177	43		
5.00	14.86	113	27		

H[m]	D[m]	Max lux	Med lux	Beta=56.7°+56.7°	G=0.0
1.00	3.04	2831	681		
2.00	6.09	708	170		
3.00	9.13	315	76		
4.00	12.18	177	43		
5.00	15.22	113	27		