

Luminaire

Code AQ65515APP
 Name A.24 PLF SA360 1500 SHRP FL2700 BSV APP*

Measurement

Code FTS1901642
 Name A.24 PLF SA360 1500 SHRP FL2700 BSV APP*

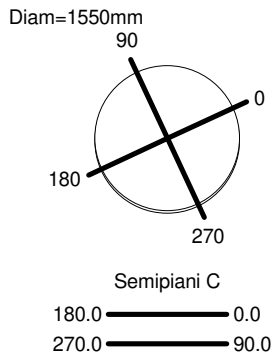
Luminaire Flux	6112 lm	Luminaire Power	83.0 W	Efficacy	73.644 lm/W	Efficiency	100.00%
Source Flux	6112 lm	Maximum value	2814.46 cd/klm	Position	C=20.00 G=1.00	CG	Double Symmetrical
Round Luminaire		Diam.	1550 mm	Height	54 mm		
Round Luminous Area		Diam.	124 mm	Height	0 mm		
Horizontal Luminous Area			0.012076 m ²	Emitting area on Plane 180°			0.000000 m ²
Emitting area on Plane 0°			0.000000 m ²	Emitting area on Plane 270°			0.000000 m ²
Emitting area on Plane 90°			0.000000 m ²	Glare area at 76°			0.002922 m ²
Coordinate system		CG		Symmetry Type			Double Symmetrical
Date		21-11-2018		Maximum Gamma Angle			180
Measurement Distance		0.00		Measurement Flux			6112 lm

LED Flux=7509.2lm LED Power=76W Eff=81% EfcLed=99lm/W EfcLum=74lm/W CCT=2700K Ra=90 SDCM=2 L90(20K)=118000h

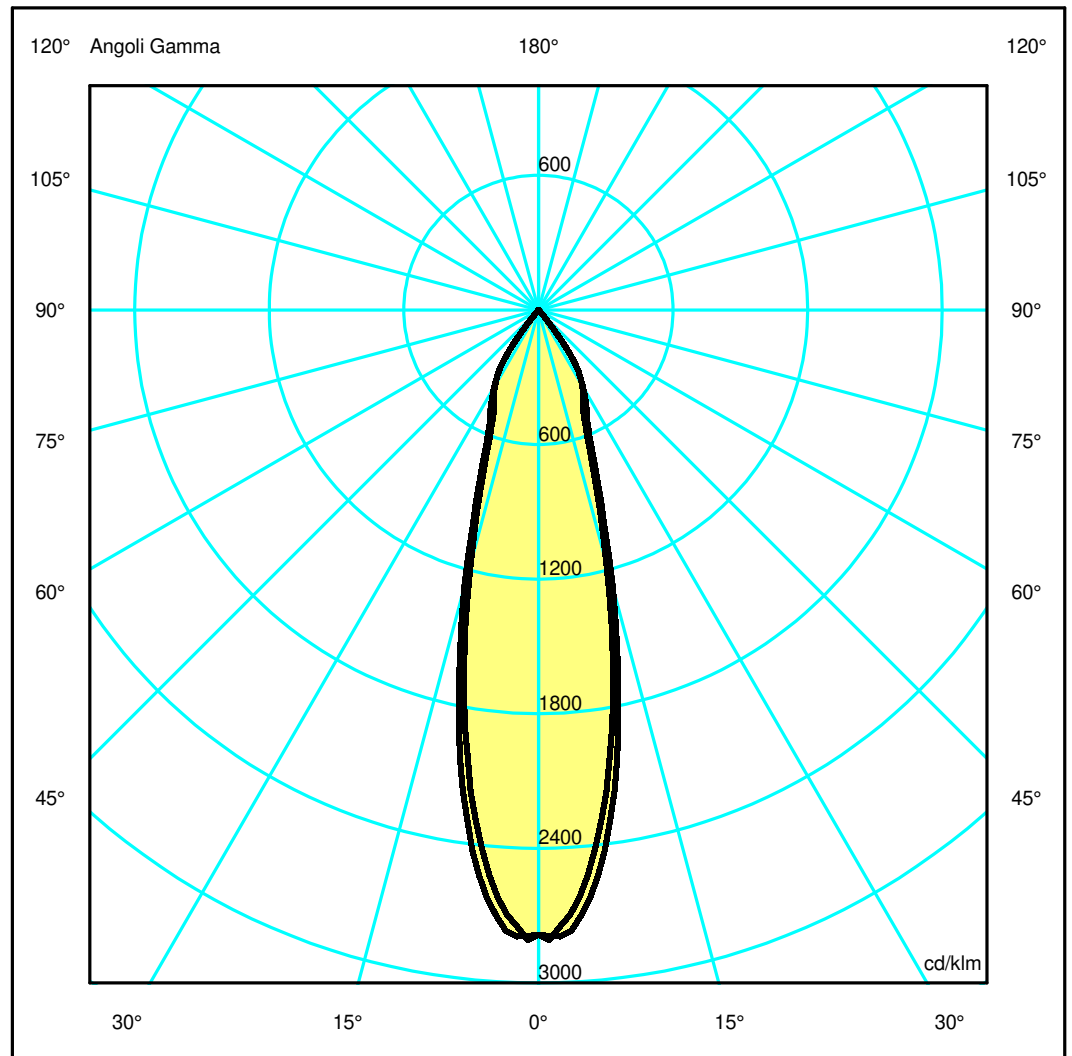
C.I.E. 98 100 100 100 100
 F UTE --

D DIN 5040
 B NBN

A60
 BZ 1



ULOR 0.00 %
 DLOR 100.00 %
 RN 0.00 %



Luminaire

Code AQ65515APP
Name A.24 PLF SA360 1500 SHRP FL2700 BSV APP*

Measurerm.

Code FTS1901642
Name A.24 PLF SA360 1500 SHRP FL2700 BSV APP*

Luminaire Flux	6112 lm	Luminaire Power	83.0 W	Efficacy	73.644 lm/W	Efficiency	100.00%
Source Flux	6112 lm	Maximum value	2814.46 cd/klm	Position	C=20.00 G=1.00	CG	Double Symmetrical
Round Luminaire		Diam.	1550 mm	Height	54 mm		
Round Luminous Area		Diam.	124 mm	Height	0 mm		
Horizontal Luminous Area		0.012076 m2		Emitting area on Plane 180°		0.000000 m2	
Emitting area on Plane 0°		0.000000 m2		Emitting area on Plane 270°		0.000000 m2	
Emitting area on Plane 90°		0.000000 m2		Glare area at 76°		0.002922 m2	
Coordinate system		CG		Symmetry Type		Double Symmetrical	
Date		21-11-2018		Maximum Gamma Angle		180	
Measurement Distance		0.00		Measurement Flux		6112 lm	

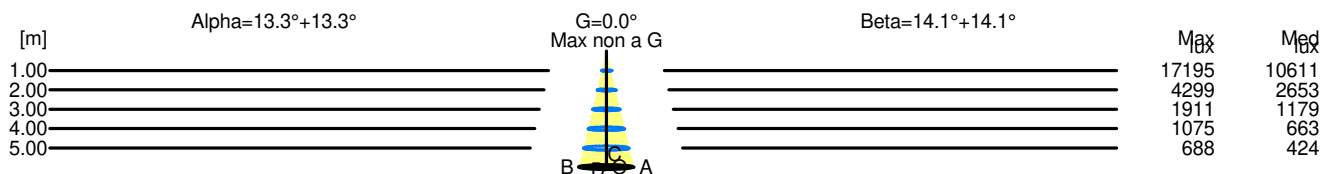
LED Flux=7509.2lm LED Power=76W Eff=81% EfcLed=99lm/W EfcLum=74lm/W CCT=2700K Ra=90 SDCM=2 L90(20K)=118000h

C.I.E.	98 100 100 100 100	D DIN 5040	A60
F UTE	--	B NBN	BZ 1

Width at 50.00 % of Max Intensity

H[m]	1.00	2.00	3.00	4.00	5.00	H[m]	1.00	2.00	3.00	4.00	5.00
OA	0.24	0.47	0.71	0.95	1.18	OC	0.25	0.50	0.75	1.00	1.25
OB	0.24	0.47	0.71	0.95	1.18	OD	0.25	0.50	0.75	1.00	1.25

	Luminous Intensities [cd/klm]									
	0	5	15	25	35	45	55	65	75	85
OA	17018.02	15448.24	7156.70	2864.32	1624.47	40.71	14.12	4.04	0.00	0.00
OB	17018.02	15448.24	7156.70	2864.32	1624.47	40.71	14.12	4.04	0.00	0.00
OC	17018.02	16081.07	7805.27	3096.71	1604.69	59.39	16.32	3.87	0.00	0.00
OD	17018.02	16081.07	7805.27	3096.71	1604.69	59.39	16.32	3.87	0.00	0.00



H[m]	D[m]	Max lux	Med lux	Alpha=13.3°+13.3°	G=0.0° Max non a G
1.00	0.47	17195	10611		
2.00	0.95	4299	2653		
3.00	1.42	1911	1179		
4.00	1.89	1075	663		
5.00	2.37	688	424		

H[m]	D[m]	Max lux	Med lux	Beta=14.1°+14.1°	G=0.0° Max non a G
1.00	0.50	17195	10611		
2.00	1.00	4299	2653		
3.00	1.50	1911	1179		
4.00	2.01	1075	663		
5.00	2.51	688	424		