

Luminaire

Code AQ71104+AQ90XXX
 Name A.24 SOSP CURVA 90° R561 DIFF. 3000K BLK + A.24 SCHERMO DIFF. OPALINO FLESSIB.

Measurement

Code FTS2300151
 Name A.24 SOSP CURVA 90° R561 DIFF. 3000K BLK + A.24 SCHERMO DIFF. OPALINO FLESSIB.

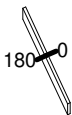
Luminaire Flux	1775 lm	Luminaire Power	22.0 W	Efficacy	80.682 lm/W	Efficiency	100.00%
Source Flux	1775 lm	Maximum value	365.33 cd/klm	Position	C=0.00 G=0.00	CG	Rotosymmetrical
Rectangular Luminaire		Length	881 mm	Width	26 mm	Height	50 mm
Rectangular Luminous Area		Length	881 mm	Width	21 mm	Height	0 mm
Horizontal Luminous Area		0.018501 m ²		Emitting area on Plane 180°		0.000000 m ²	
Emitting area on Plane 0°		0.000000 m ²		Emitting area on Plane 270°		0.000000 m ²	
Emitting area on Plane 90°		0.000000 m ²		Glare area at 76°		0.004476 m ²	
Coordinate system		CG		Symmetry Type		Rotosymmetrical	
Date		20-09-2023		Maximum Gamma Angle		180	
Measurement Distance		0.00		Measurement Flux		1775 lm	

LED Flux=3732lm LED Power=20W Eff=48% EfcLed=187lm/W EfcLum=81lm/W CCT=3000K Ra=90 R9=50 SDCM=3 L70(17k)=102000h

C.I.E. 48 79 96 100 100
 F UTE 1.00 E

D DIN 5040
 B NBN
 A30
 BZ 4

881 mm x 26 mm



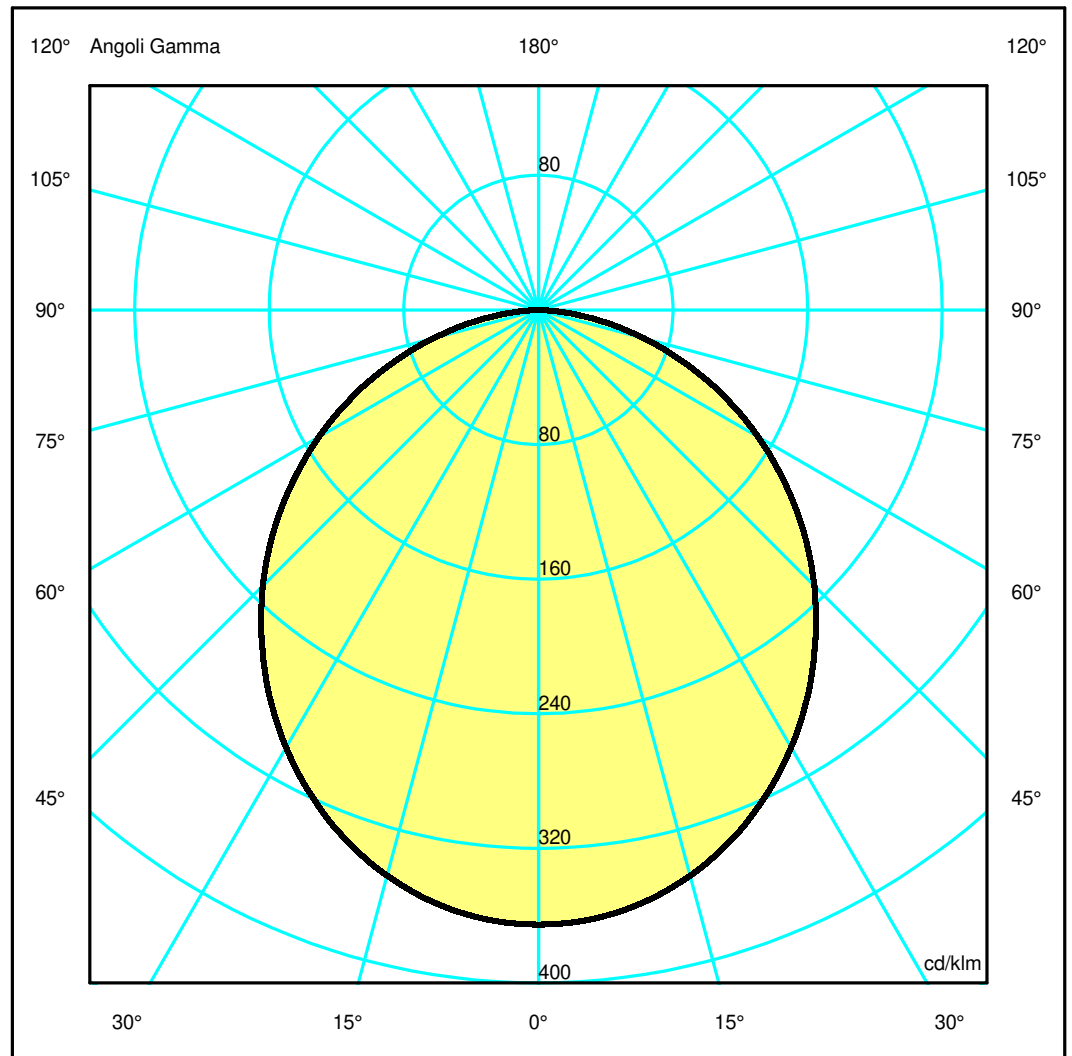
Semipiani C

180.0 ——— 0.0

ULOR 0.02 %

DLOR 99.98 %

RN 0.02 %



Luminaire

Code AQ71104+AQ90XXX
 Name A.24 SOSP CURVA 90° R561 DIFF. 3000K BLK + A.24 SCHERMO DIFF. OPALINO FLESSIB.

Measurement

Code FTS2300151
 Name A.24 SOSP CURVA 90° R561 DIFF. 3000K BLK + A.24 SCHERMO DIFF. OPALINO FLESSIB.

Luminaire Flux	1775 lm	Luminaire Power	22.0 W	Efficacy	80.682 lm/W	Efficiency	100.00%
Source Flux	1775 lm	Maximum value	365.33 cd/klm	Position	C=0.00 G=0.00	CG	Rotosymmetrical
Rectangular Luminaire		Length	881 mm	Width	26 mm	Height	50 mm
Rectangular Luminous Area		Length	881 mm	Width	21 mm	Height	0 mm
Horizontal Luminous Area	0.018501 m2			Emitting area on Plane 180°	0.000000 m2		
Emitting area on Plane 0°	0.000000 m2			Emitting area on Plane 270°	0.000000 m2		
Emitting area on Plane 90°	0.000000 m2			Glare area at 76°	0.004476 m2		
Coordinate system	CG	Symmetry Type		Maximum Gamma Angle	180	Measurement Flux	1775 lm
Date	20-09-2023						
Measurement Distance	0.00						

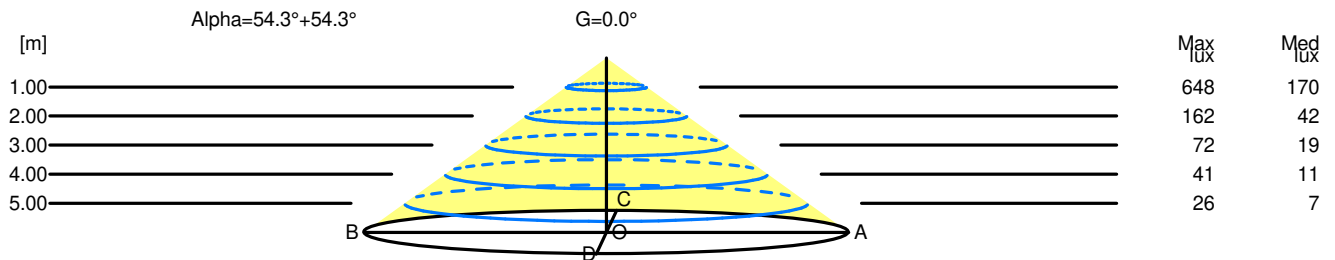
LED Flux=3732lm LED Power=20W Eff=48% EfcLed=187lm/W EfcLum=81lm/W CCT=3000K Ra=90 R9=50 SDCM=3 L70(17k)=102000h

C.I.E.	48 79 96 100 100	D DIN 5040	A30
F UTE	1.00 E	B NBN	BZ 4

Width at 50.00 % of Max Intensity

H[m]	1.00	2.00	3.00	4.00	5.00	H[m]	1.00	2.00	3.00	4.00	5.00
OA	1.39	2.78	4.17	5.56	6.95	OC	1.39	2.78	4.17	5.56	6.95
OB	1.39	2.78	4.17	5.56	6.95	OD	1.39	2.78	4.17	5.56	6.95

	Luminous Intensities [cd/klm]									
	0	5	15	25	35	45	55	65	75	85
OA	648.46	645.01	617.82	566.14	495.54	411.58	317.01	216.86	114.95	26.21
OB	648.46	645.01	617.82	566.14	495.54	411.58	317.01	216.86	114.95	26.21
OC	648.46	645.01	617.82	566.14	495.54	411.58	317.01	216.86	114.95	26.21
OD	648.46	645.01	617.82	566.14	495.54	411.58	317.01	216.86	114.95	26.21



H[m]	D[m]	Max lux	Med lux	Alpha=54.3°+54.3°	G=0.0
1.00	2.78	648	170		
2.00	5.56	162	42		
3.00	8.34	72	19		
4.00	11.12	41	11		
5.00	13.89	26	7		