

Luminaire

Code AQ75418
Name A.24 SOSP SA360 1500 DIFF2700K BCP 230V*

Measurement

Code FTS2000825
Name A.24 SOSP SA360 1500 DIFF2700K BCP 230V*

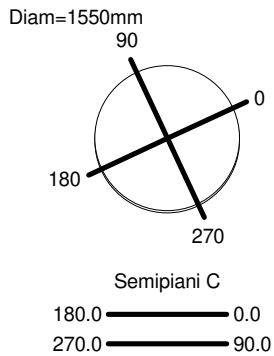
Luminaire Flux	10776 lm	Luminaire Power	132.0 W	Efficacy	81.636 lm/W	Efficiency	100.00%
Source Flux	10776 lm	Maximum value	350.39 cd/klm	Position	C=85.00 G=1.00	CG	Double Symmetrical
Round Luminaire		Diam.	1550 mm	Height	50 mm		
Round Luminous Area		Diam.	352 mm	Height	0 mm		
Horizontal Luminous Area			0.097314 m2	Emitting area on Plane 180°			0.000000 m2
Emitting area on Plane 0°			0.000000 m2	Emitting area on Plane 270°			0.000000 m2
Emitting area on Plane 90°			0.000000 m2	Glare area at 76°			0.023542 m2
Coordinate system		CG		Symmetry Type		Double Symmetrical	
Date		02-02-2018		Maximum Gamma Angle		180	
Measurement Distance		0.00		Measurement Flux		10776 lm	

LED Flux=17867.52lm LED Power=119W Eff=60% EfcLed=150lm/W EfcLum=82lm/W CCT=2700K Ra=80 SDCM=2 L70(6K)=50000h

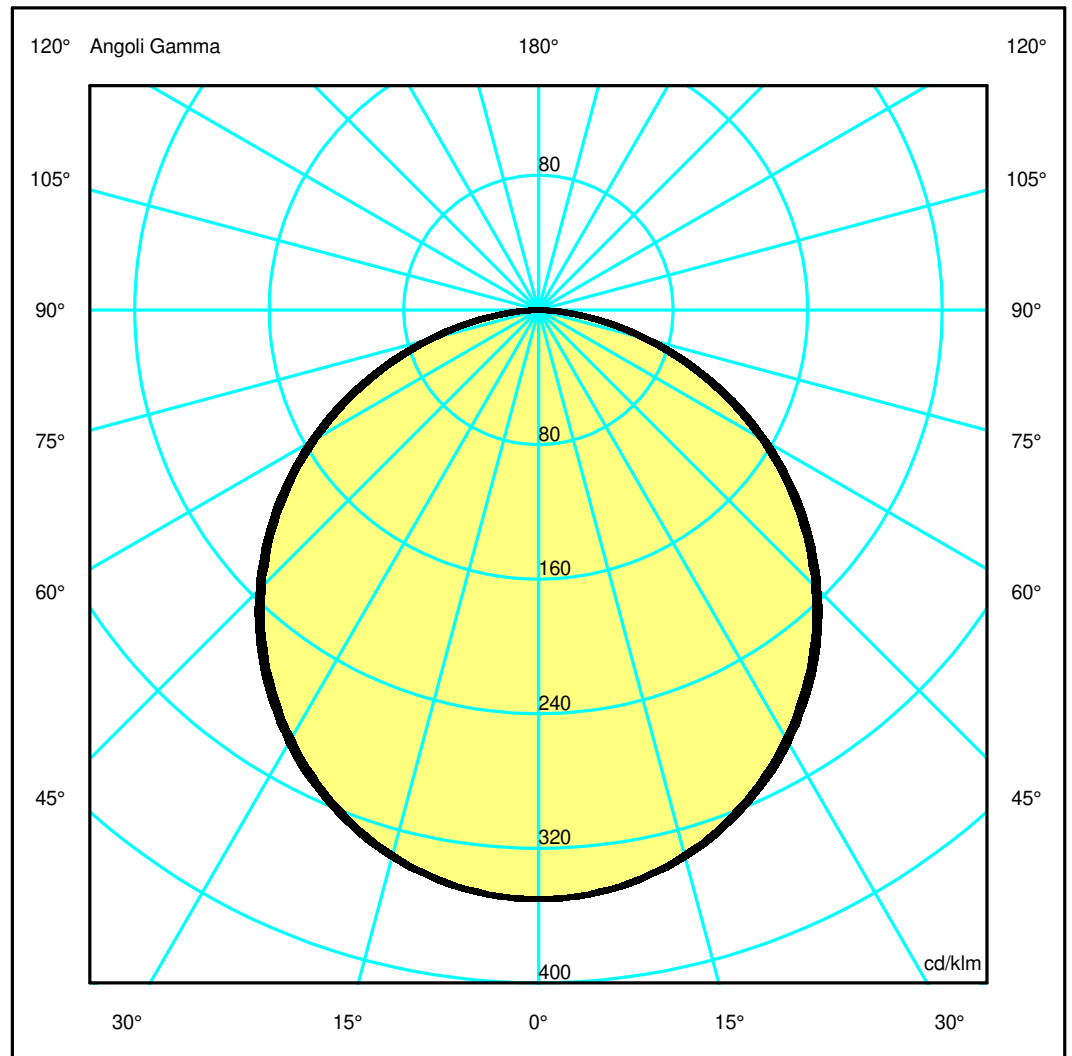
C.I.E. 47 79 96 100 100
F UTE 1.00 E

D DIN 5040
B NBN

A30
BZ 5 / 1.5 / BZ 4



ULOR 0.02 %
DLOR 99.98 %
RN 0.02 %



Luminaire

Code AQ75418
Name A.24 SOSP SA360 1500 DIFF2700K BCP 230V*

Measurement

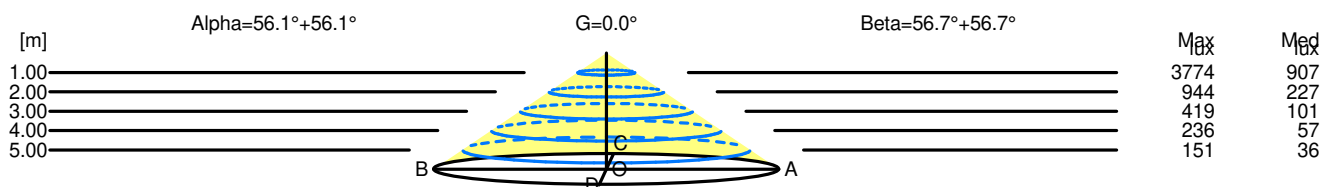
Code FTS2000825
Name A.24 SOSP SA360 1500 DIFF2700K BCP 230V*

Luminaire Flux	10776 lm	Luminaire Power	132.0 W	Efficacy	81.636 lm/W	Efficiency	100.00%
Source Flux	10776 lm	Maximum value	350.39 cd/klm	Position	C=85.00 G=1.00	CG	Double Symmetrical
Round Luminaire		Diam.	1550 mm	Height	50 mm		
Round Luminous Area		Diam.	352 mm	Height	0 mm		
Horizontal Luminous Area			0.097314 m2	Emitting area on Plane 180°			0.000000 m2
Emitting area on Plane 0°			0.000000 m2	Emitting area on Plane 270°			0.000000 m2
Emitting area on Plane 90°			0.000000 m2	Glare area at 76°			0.023542 m2
Coordinate system		CG		Symmetry Type			Double Symmetrical
Date		02-02-2018		Maximum Gamma Angle			180
Measurement Distance		0.00		Measurement Flux			10776 lm
LED Flux=17867.52lm LED Power=119W Eff=60% EfcLed=150lm/W EfcLum=82lm/W CCT=2700K Ra=80 SDCM=2 L70(6K)=50000h							
C.I.E.	47 79 96 100 100			D DIN 5040	A30		
F UTE	1.00 E			B NBN	BZ 5 / 1.5 / BZ 4		

Width at 50.00 % of Max Intensity

H[m]	1.00	2.00	3.00	4.00	5.00	H[m]	1.00	2.00	3.00	4.00	5.00
OA	1.49	2.97	4.46	5.94	7.43	OC	1.52	3.04	4.57	6.09	7.61
OB	1.49	2.97	4.46	5.94	7.43	OD	1.52	3.04	4.57	6.09	7.61

	Luminous Intensities [cd/klm]									
	0	5	15	25	35	45	55	65	75	85
OA	3773.60	3755.25	3611.75	3347.19	2966.97	2492.34	1948.60	1337.80	694.49	155.43
OB	3773.60	3755.25	3611.75	3347.19	2966.97	2492.34	1948.60	1337.80	694.49	155.43
OC	3773.60	3757.64	3627.35	3368.93	3003.39	2533.34	1985.44	1376.60	732.36	191.39
OD	3773.60	3757.64	3627.35	3368.93	3003.39	2533.34	1985.44	1376.60	732.36	191.39



H[m]	D[m]	Max lux	Med lux	Alpha=56.1°+56.1°	G=0.0
1.00	2.97	3774	907		
2.00	5.94	944	227		
3.00	8.91	419	101		
4.00	11.89	236	57		
5.00	14.86	151	36		

H[m]	D[m]	Max lux	Med lux	Beta=56.7°+56.7°	G=0.0
1.00	3.04	3774	907		
2.00	6.09	944	227		
3.00	9.13	419	101		
4.00	12.18	236	57		
5.00	15.22	151	36		