

Luminaire

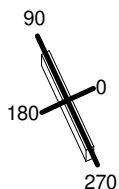
Code AY06504
Name SERIES Y-MOD.1200MM DARK+IND 940 NRO

Measurerm.

Code FTS1802398-A
Name SERIES Y-MOD.1200MM DARK+IND 940 NRO

Luminaire Flux	5403 lm	Luminaire Power	55.0 W	Efficacy	98.236 lm/W	Efficiency	100.00%
Source Flux	5403 lm	Maximum value	436.71 cd/klm	Position	C=0.00 G=26.00	CG	Double Symmetrical
Rectangular Luminaire		Length	1125 mm	Width	90 mm	Height	90 mm
Rectangular Luminous Area		Length	1120 mm	Width	75 mm	Height	0 mm
Horizontal Luminous Area		0.084000 m ²		Emitting area on Plane 180°		0.000000 m ²	
Emitting area on Plane 0°		0.000000 m ²		Emitting area on Plane 270°		0.000000 m ²	
Emitting area on Plane 90°		0.000000 m ²		Glare area at 76°		0.020321 m ²	
Coordinate system		CG		Symmetry Type		Double Symmetrical	
Date		28-02-2022		Maximum Gamma Angle		180	
Measurement Distance		0.00		Measurement Flux		5403 lm	
LED Flux=7768lm LED Power=45W Eff=70% EfcLed=174lm/W EfcLum=98lm/W CCT=4000K Ra=90 R9=50 SDCM=3 L70(6K)=50000h							
C.I.E.	82 99 100 59 100			D DIN 5040		C61	
F UTE	0.59 B + 0.41 T			B NBN		BZ 1	

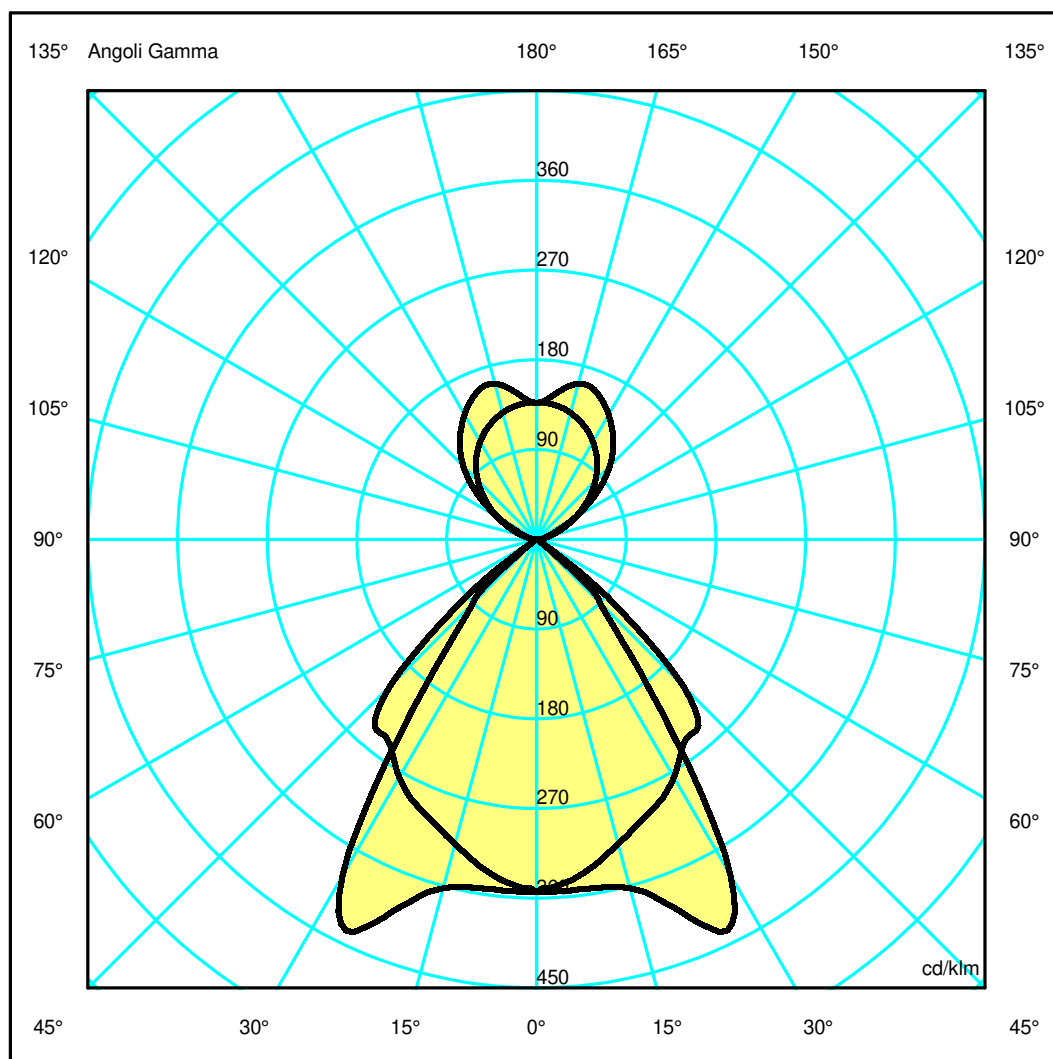
1125mm x 90mm



Semipiani C

180.0 ——— 0.0
270.0 ——— 90.0

ULOR 41.31 %
DLOR 58.69 %
RN 41.31 %



Luminaire

Code AY06504
Name SERIES Y-MOD.1200MM DARK+IND 940 NRO

Measurerm.

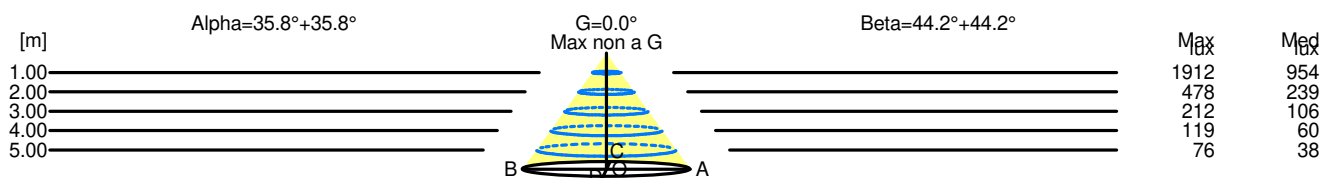
Code FTS1802398-A
Name SERIES Y-MOD.1200MM DARK+IND 940 NRO

Luminaire Flux	5403 lm	Luminaire Power	55.0 W	Efficacy	98.236 lm/W	Efficiency	100.00%
Source Flux	5403 lm	Maximum value	436.71 cd/klm	Position	C=0.00 G=26.00	CG	Double Symmetrical
Rectangular Luminaire		Length	1125 mm	Width	90 mm	Height	90 mm
Rectangular Luminous Area		Length	1120 mm	Width	75 mm	Height	0 mm
Horizontal Luminous Area		0.084000 m2		Emitting area on Plane 180°		0.000000 m2	
Emitting area on Plane 0°		0.000000 m2		Emitting area on Plane 270°		0.000000 m2	
Emitting area on Plane 90°		0.000000 m2		Glare area at 76°		0.020321 m2	
Coordinate system		CG		Symmetry Type		Double Symmetrical	
Date		28-02-2022		Maximum Gamma Angle		180	
Measurement Distance		0.00		Measurement Flux		5403 lm	
LED Flux=7768lm LED Power=45W Eff=70% EfcLed=174lm/W EfcLum=98lm/W CCT=4000K Ra=90 R9=50 SDCM=3 L70(6K)=50000h							
C.I.E.	82 99 100 59 100			D DIN 5040	C61		
F UTE	0.59 B + 0.41 T			B NBN	BZ 1		

Width at 50.00 % of Max Intensity

H[m]	1.00	2.00	3.00	4.00	5.00	H[m]	1.00	2.00	3.00	4.00	5.00
OA	0.72	1.44	2.16	2.88	3.60	OC	0.97	1.95	2.92	3.90	4.87
OB	0.72	1.44	2.16	2.88	3.60	OD	0.97	1.95	2.92	3.90	4.87

	Luminous Intensities [cd/klm]									
	0	5	15	25	35	45	55	65	75	85
OA	1911.64	1911.77	1957.95	2348.62	1289.24	486.32	30.18	19.36	15.41	6.88
OB	1911.64	1911.77	1957.95	2348.62	1289.24	486.32	30.18	19.36	15.41	6.88
OC	1911.64	1864.34	1707.38	1571.70	1376.74	1122.18	107.07	10.55	5.29	1.88
OD	1911.64	1864.34	1707.38	1571.70	1376.74	1122.18	107.07	10.55	5.29	1.88



H[m]	D[m]	Max lux	Med lux	Alpha=35.8°+35.8°	G=0.0 Max non a G
1.00	1.44	1912	954		
2.00	2.88	478	239		
3.00	4.33	212	106		
4.00	5.77	119	60		
5.00	7.21	76	38		

H[m]	D[m]	Max lux	Med lux	Beta=44.2°+44.2°	G=0.0 Max non a G
1.00	1.95	1912	954		
2.00	3.90	478	239		
3.00	5.84	212	106		
4.00	7.79	119	60		
5.00	9.74	76	38		