

Luminaire


Code BH02001+BH16304
 Name A.39 S/C SHAR DIR 2368 HB 17 300K ND BCO + COVER 6X4 OPT. HB BLACK

Measurem.

Code FTS1900217
 Name A.39 S/C SHAR DIR 2368 HB 17 300K ND BCO + COVER 6X4 OPT. HB BLACK

Luminaire Flux	4866.11 lm	Luminaire Power	75.00 W	Efficacy	64.88 lm/W	Efficiency	100.00%
Sources Flux	4866.11 lm	Maximum value	5604.42 cd/klm	Position	C=0.00 G=0.00	CG	Rotosymmetrical
Rectangular Luminaire		Length	2368 mm	Width	40 mm	Height	111 mm
Rectangular Luminous Area		Length	888 mm	Width	37 mm	Height	0 mm
Horizontal Luminous Area		0.032856 m2		Emitting area on Plane 180°		0.000000 m2	
Emitting area on Plane 0°		0.000000 m2		Emitting area on Plane 270°		0.000000 m2	
Emitting area on Plane 90°		0.000000 m2		Glare area at 76°		0.007949 m2	
Coordinate system		CG		Symmetry Type		Rotosymmetrical	
Date		21-02-2017		Maximum Gamma Angle		180	
Measurement Distance		0.00		Measurement Flux		4866.11 lm	
LED Flux=6529,09lm LED Power=63W Eff=75% EfcLed=104lm/W EfcLum=65lm/W Ra=90 SDCM=2 L90(20K)=118000h							
C.I.E.	100	100	100	100	D DIN 5040	A60	
F UTE	--				B NBN	BZ 1	

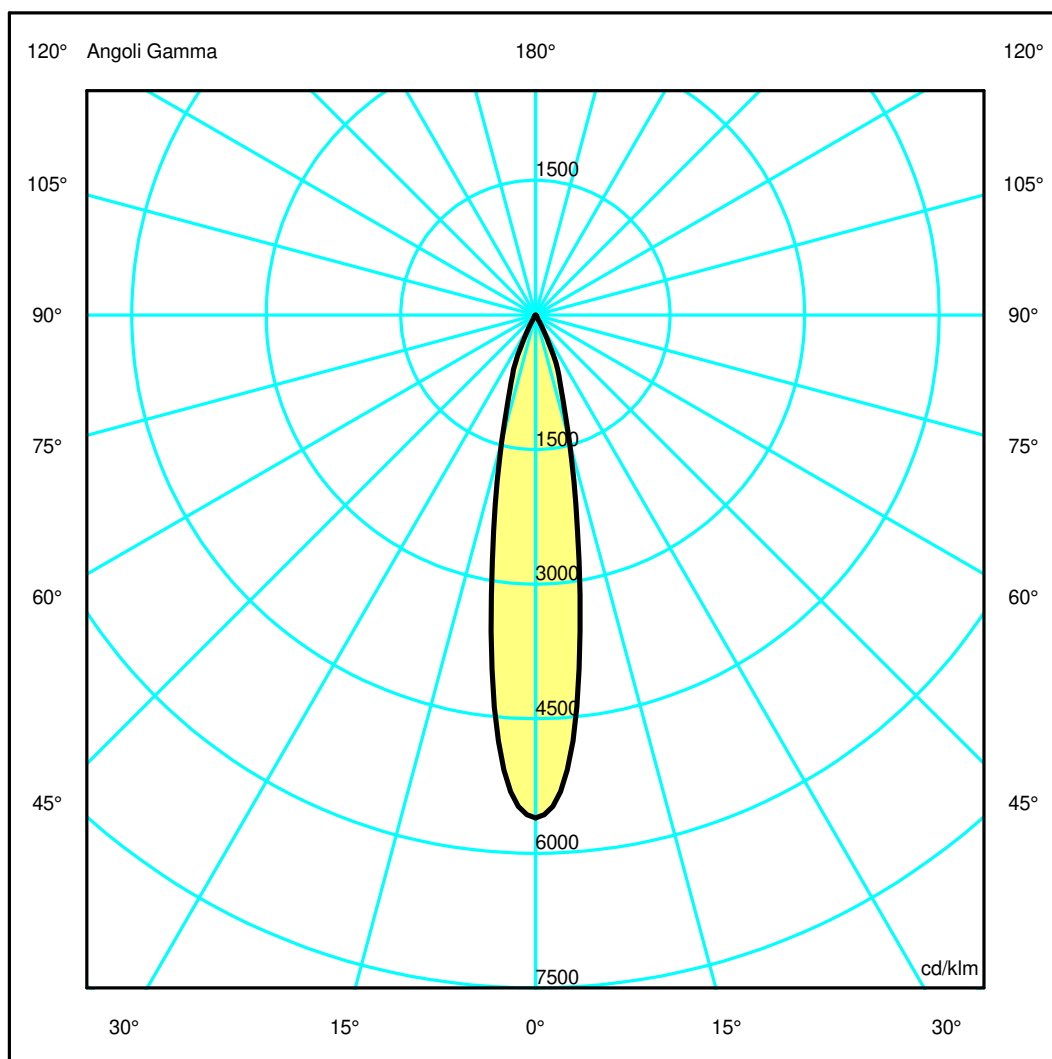
2368mm x 40mm



Semipiani C

180.0 ——— 0.0

ULOR 0.00 %
 DLOR 100.00 %
 RN 0.00 %



Luminaire

Code BH02001+BH16304
Name A.39 S/C SHAR DIR 2368 HB 17 300K ND BCO + COVER 6X4 OPT. HB BLACK

Measurerm.

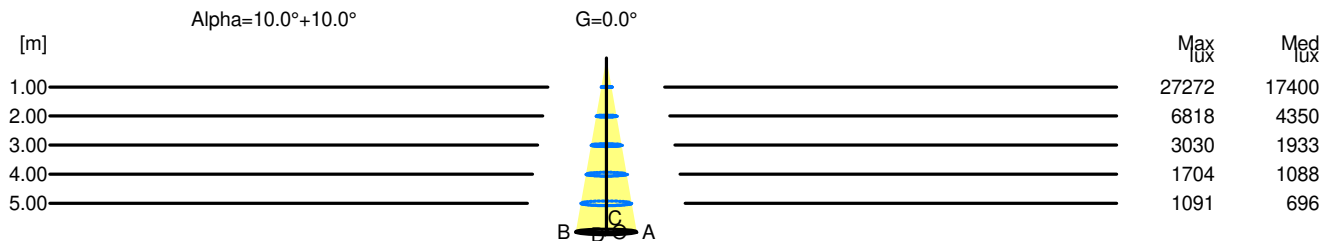
Code FTS1900217
Name A.39 S/C SHAR DIR 2368 HB 17 300K ND BCO + COVER 6X4 OPT. HB BLACK

Luminaire Flux	4866.11 lm	Luminaire Power	75.00 W	Efficacy	64.88 lm/W	Efficiency	100.00%
Sources Flux	4866.11 lm	Maximum value	5604.42 cd/klm	Position	C=0.00 G=0.00	CG	Rotosymmetrical
Rectangular Luminaire		Length	2368 mm	Width	40 mm	Height	111 mm
Rectangular Luminous Area		Length	888 mm	Width	37 mm	Height	0 mm
Horizontal Luminous Area		0.032856 m2		Emitting area on Plane 180°		0.000000 m2	
Emitting area on Plane 0°		0.000000 m2		Emitting area on Plane 270°		0.000000 m2	
Emitting area on Plane 90°		0.000000 m2		Glare area at 76°		0.007949 m2	
Coordinate system		CG		Symmetry Type		Rotosymmetrical	
Date		21-02-2017		Maximum Gamma Angle		180	
Measurement Distance		0.00		Measurement Flux		4866.11 lm	
LED Flux=6529,09lm LED Power=63W Eff=75% EfcLed=104lm/W EfcLum=65lm/W Ra=90 SDCM=2 L90(20K)=118000h							
C.I.E.	100	100	100	100	100	D DIN 5040	A60
F UTE	--					B NBN	BZ 1

Width at 50.00 % of Max Intensity

H[m]	1.00	2.00	3.00	4.00	5.00	H[m]	1.00	2.00	3.00	4.00	5.00
OA	0.18	0.35	0.53	0.70	0.88	OC	0.18	0.35	0.53	0.70	0.88
OB	0.18	0.35	0.53	0.70	0.88	OD	0.18	0.35	0.53	0.70	0.88

	Luminous Intensities [cd/klm]									
	0	5	15	25	35	45	55	65	75	85
OA	27271.74	23190.15	7120.09	1904.61	112.77	23.85	3.00	0.00	0.00	0.00
OB	27271.74	23190.15	7120.09	1904.61	112.77	23.85	3.00	0.00	0.00	0.00
OC	27271.74	23190.15	7120.09	1904.61	112.77	23.85	3.00	0.00	0.00	0.00
OD	27271.74	23190.15	7120.09	1904.61	112.77	23.85	3.00	0.00	0.00	0.00



H[m]	D[m]	Max lux	Med lux	Alpha=10.0°+10.0°	G=0.0
1.00	0.35	27272	17400		
2.00	0.70	6818	4350		
3.00	1.05	3030	1933		
4.00	1.40	1704	1088		
5.00	1.75	1091	696		