

## Luminaire

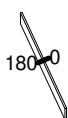
Code BH02004+BH16301  
 Name A.39 S/C SHAR DIR 2368 HB 17 300K ND NRO + COVER 6X4 OPT. HB WHITE

## Measurem.

Code FTS1900505  
 Name A.39 S/C SHAR DIR 2368 HB 17 300K ND NRO + COVER 6X4 OPT. HB WHITE

Luminaire Flux	4945.15 lm	Luminaire Power	75.00 W	Efficacy	65.94 lm/W	Efficiency	100.00%
Sources Flux	4945.15 lm	Maximum value	5541.55 cd/klm	Position	C=0.00 G=0.00	CG	Rotosymmetrical
Rectangular Luminaire	Length	2368 mm	Width	40 mm	Height	111 mm	
Rectangular Luminous Area	Length	888 mm	Width	37 mm	Height	0 mm	
Horizontal Luminous Area	0.032856 m2	Emitting area on Plane 180°	0.000000 m2	Emitting area on Plane 270°	0.000000 m2	Emitting area on Plane 90°	0.007949 m2
Coordinate system	CG	Symmetry Type	Rotosymmetrical	Maximum Gamma Angle	180	Measurement Distance	4945.15 lm
Date	21-02-2017	Measurement Flux	4945.15 lm				
Measurement Distance	0.00						
LED Flux=6529,09lm LED Power=63W Eff=76% EfcLed=104lm/W EfcLum=66lm/W Ra=90 SDCM=2 L90(20K)=118000h							
C.I.E.	99 100 100 100 100	D DIN 5040	A60				
F UTE	--	B NBN	BZ 1				

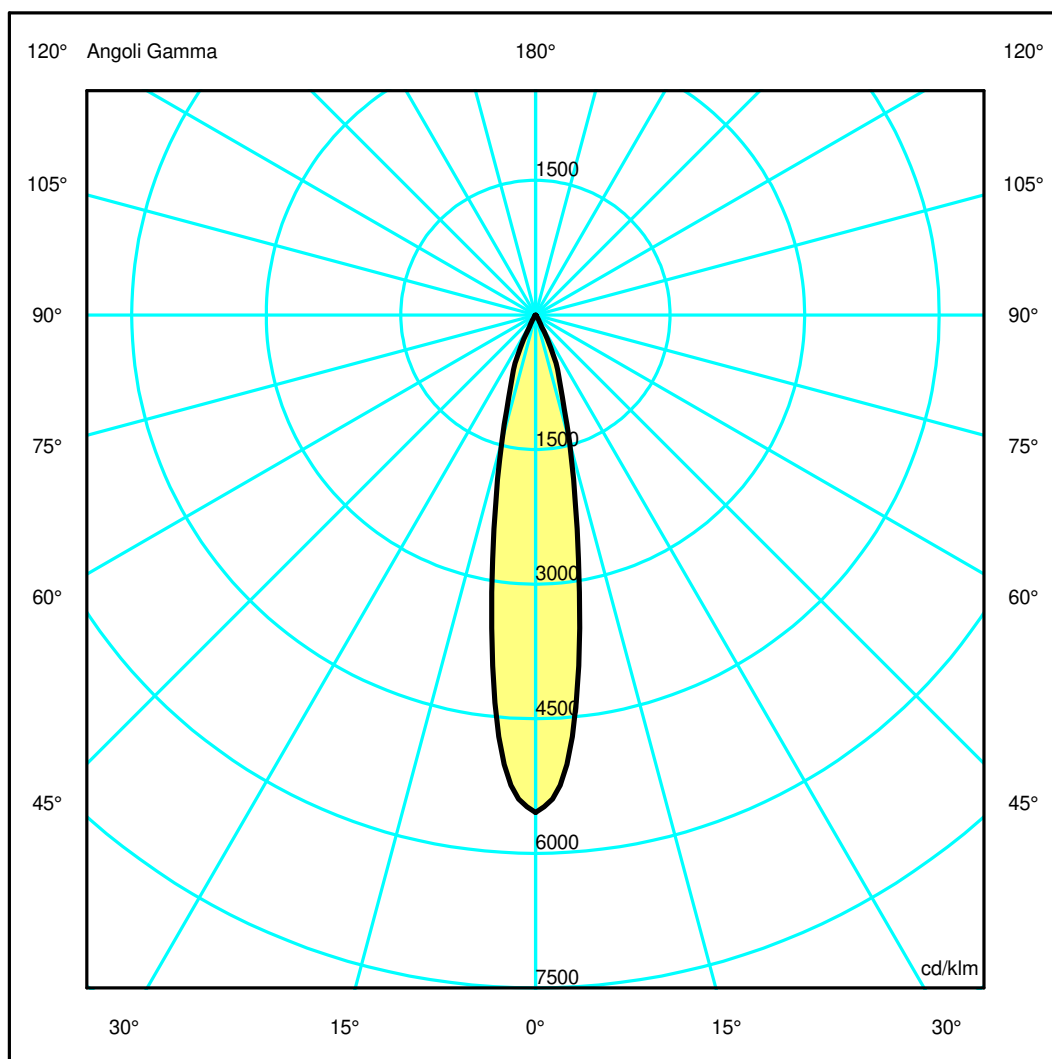
2368mm x 40mm



Semipiani C

180.0 ——— 0.0

ULOR 0.00 %  
 DLOR 100.00 %  
 RN 0.00 %



## Luminaire

Code BH02004+BH16301  
 Name A.39 S/C SHAR DIR 2368 HB 17 300K ND NRO + COVER 6X4 OPT. HB WHITE

## Measurerm.

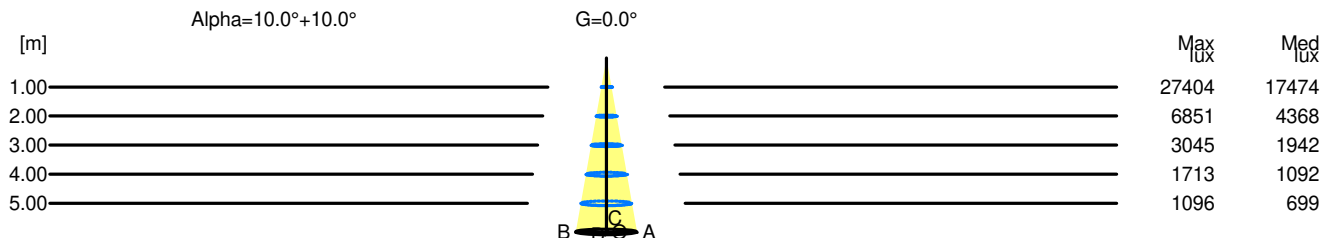
Code FTS1900505  
 Name A.39 S/C SHAR DIR 2368 HB 17 300K ND NRO + COVER 6X4 OPT. HB WHITE

Luminaire Flux	4945.15 lm	Luminaire Power	75.00 W	Efficacy	65.94 lm/W	Efficiency	100.00%
Sources Flux	4945.15 lm	Maximum value	5541.55 cd/klm	Position	C=0.00 G=0.00	CG	Rotosymmetrical
Rectangular Luminaire		Length	2368 mm	Width	40 mm	Height	111 mm
Rectangular Luminous Area		Length	888 mm	Width	37 mm	Height	0 mm
Horizontal Luminous Area		0.032856 m2		Emitting area on Plane 180°		0.000000 m2	
Emitting area on Plane 0°		0.000000 m2		Emitting area on Plane 270°		0.000000 m2	
Emitting area on Plane 90°		0.000000 m2		Glare area at 76°		0.007949 m2	
Coordinate system		CG		Symmetry Type		Rotosymmetrical	
Date		21-02-2017		Maximum Gamma Angle		180	
Measurement Distance		0.00		Measurement Flux		4945.15 lm	
LED Flux=6529,09lm LED Power=63W Eff=76% EfcLed=104lm/W EfcLum=66lm/W Ra=90 SDCM=2 L90(20K)=118000h							
C.I.E.	99 100 100 100 100			D DIN 5040	A60		
F UTE	--			B NBN	BZ 1		

### Width at 50.00 % of Max Intensity

H[m]	1.00	2.00	3.00	4.00	5.00	H[m]	1.00	2.00	3.00	4.00	5.00
OA	0.18	0.35	0.53	0.70	0.88	OC	0.18	0.35	0.53	0.70	0.88
OB	0.18	0.35	0.53	0.70	0.88	OD	0.18	0.35	0.53	0.70	0.88

	Luminous Intensities [ cd/klm]									
	0	5	15	25	35	45	55	65	75	85
OA	27403.81	23320.75	7194.72	1967.17	123.43	34.82	12.11	7.75	5.49	2.59
OB	27403.81	23320.75	7194.72	1967.17	123.43	34.82	12.11	7.75	5.49	2.59
OC	27403.81	23320.75	7194.72	1967.17	123.43	34.82	12.11	7.75	5.49	2.59
OD	27403.81	23320.75	7194.72	1967.17	123.43	34.82	12.11	7.75	5.49	2.59



H[m]	D[m]	Max lux	Med lux	Alpha=10.0°+10.0°	G=0.0
1.00	0.35	27404	17474		
2.00	0.70	6851	4368		
3.00	1.05	3045	1942		
4.00	1.41	1713	1092		
5.00	1.76	1096	699		