

## Luminaire

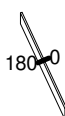
Code BH02404+BH16301  
 Name A.39 S/C SHAR DIR 2368 HB 34 300K ND NRO + COVER 6X4 OPT. HB WHITE

## Measurem.

Code FTS1900511  
 Name A.39 S/C SHAR DIR 2368 HB 34 300K ND NRO + COVER 6X4 OPT. HB WHITE

Luminaire Flux	4627.18 lm	Luminaire Power	75.00 W	Efficacy	61.70 lm/W	Efficiency	100.00%
Sources Flux	4627.18 lm	Maximum value	2570.73 cd/klm	Position	C=0.00 G=0.00	CG	Rotosymmetrical
Rectangular Luminaire		Length	2368 mm	Width	40 mm	Height	111 mm
Rectangular Luminous Area		Length	888 mm	Width	37 mm	Height	0 mm
Horizontal Luminous Area		0.032856 m2		Emitting area on Plane 180°		0.000000 m2	
Emitting area on Plane 0°		0.000000 m2		Emitting area on Plane 270°		0.000000 m2	
Emitting area on Plane 90°		0.000000 m2		Glare area at 76°		0.007949 m2	
Coordinate system		CG		Symmetry Type		Rotosymmetrical	
Date		16-02-2017		Maximum Gamma Angle		180	
Measurement Distance		0.00		Measurement Flux		4627.18 lm	
LED Flux=6529,09lm LED Power=63W Eff=71% EfcLed=104lm/W EfcLum=62lm/W Ra=90 SDCM=2 L90(20K)=118000h							
C.I.E.	97 99 100 100 100			D DIN 5040	A60		
F UTE	--			B NBN	BZ 1		

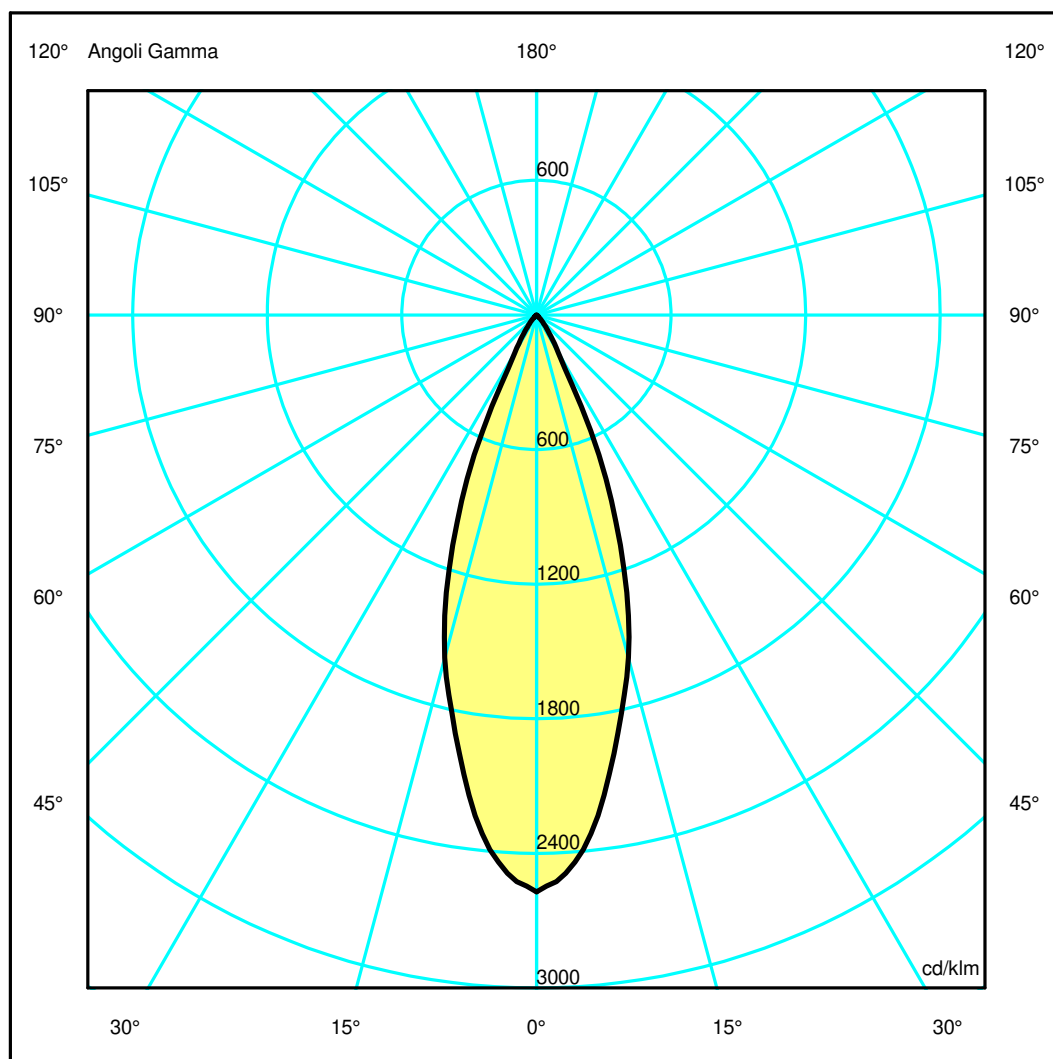
2368mm x 40mm



Semipiani C

180.0 ——— 0.0

ULOR 0.00 %  
 DLOR 100.00 %  
 RN 0.00 %



## Luminaire

Code BH02404+BH16301  
 Name A.39 S/C SHAR DIR 2368 HB 34 300K ND NRO + COVER 6X4 OPT. HB WHITE

## Measurerm.

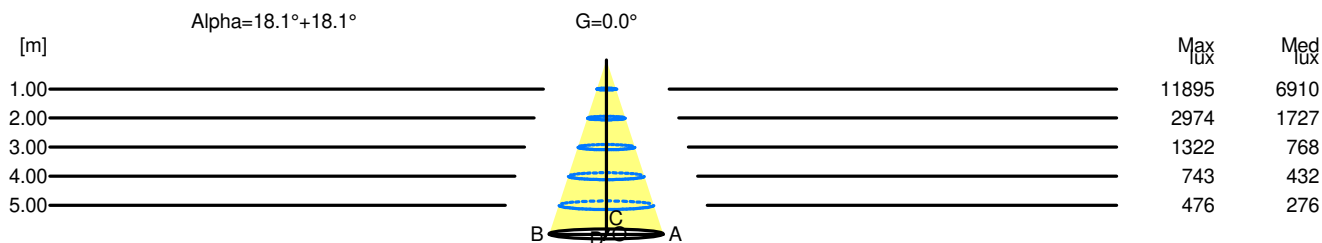
Code FTS1900511  
 Name A.39 S/C SHAR DIR 2368 HB 34 300K ND NRO + COVER 6X4 OPT. HB WHITE

Luminaire Flux	4627.18 lm	Luminaire Power	75.00 W	Efficacy	61.70 lm/W	Efficiency	100.00%
Sources Flux	4627.18 lm	Maximum value	2570.73 cd/klm	Position	C=0.00 G=0.00	CG	Rotosymmetrical
Rectangular Luminaire		Length	2368 mm	Width	40 mm	Height	111 mm
Rectangular Luminous Area		Length	888 mm	Width	37 mm	Height	0 mm
Horizontal Luminous Area		0.032856 m2		Emitting area on Plane 180°		0.000000 m2	
Emitting area on Plane 0°		0.000000 m2		Emitting area on Plane 270°		0.000000 m2	
Emitting area on Plane 90°		0.000000 m2		Glare area at 76°		0.007949 m2	
Coordinate system		CG		Symmetry Type		Rotosymmetrical	
Date		16-02-2017		Maximum Gamma Angle		180	
Measurement Distance		0.00		Measurement Flux		4627.18 lm	
LED Flux=6529,09lm LED Power=63W Eff=71% EfcLed=104lm/W EfcLum=62lm/W Ra=90 SDCM=2 L90(20K)=118000h							
C.I.E.	97 99 100 100 100			D DIN 5040	A60		
F UTE	--			B NBN	BZ 1		

Width at 50.00 % of Max Intensity

H[m]	1.00	2.00	3.00	4.00	5.00	H[m]	1.00	2.00	3.00	4.00	5.00
OA	0.33	0.66	0.98	1.31	1.64	OC	0.33	0.66	0.98	1.31	1.64
OB	0.33	0.66	0.98	1.31	1.64	OD	0.33	0.66	0.98	1.31	1.64

	Luminous Intensities [ cd/klm ]									
	0	5	15	25	35	45	55	65	75	85
OA	11895.25	11064.79	7318.68	2632.11	464.46	109.56	28.43	15.36	9.93	3.89
OB	11895.25	11064.79	7318.68	2632.11	464.46	109.56	28.43	15.36	9.93	3.89
OC	11895.25	11064.79	7318.68	2632.11	464.46	109.56	28.43	15.36	9.93	3.89
OD	11895.25	11064.79	7318.68	2632.11	464.46	109.56	28.43	15.36	9.93	3.89



H[m]	D[m]	Max lux	Med lux	Alpha=18.1°+18.1°	G=0.0
1.00	0.66	11895	6910		
2.00	1.31	2974	1727		
3.00	1.97	1322	768		
4.00	2.62	743	432		
5.00	3.28	476	276		