

Luminaire

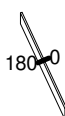
Code BH03001+BH16301
 Name A.39 S/C SHAR DIR 2368 HB 54 300K DM BCO + COVER 6X4 OPT. HB WHITE

Measurement

Code FTS1603118
 Name A.39 S/C SHAR DIR 2368 HB 54 300K DM BCO + COVER 6X4 OPT. HB WHITE

Luminaire Flux	4791.79 lm	Luminaire Power	70.00 W	Efficacy	68.45 lm/W	Efficiency	100.00%
Sources Flux	4791.79 lm	Maximum value	1406.35 cd/klm	Position	C=0.00 G=1.00	CG	Rotosymmetrical
Rectangular Luminaire		Length	2368 mm	Width	40 mm	Height	111 mm
Rectangular Luminous Area		Length	888 mm	Width	37 mm	Height	0 mm
Horizontal Luminous Area		0.032856 m ²		Emitting area on Plane 180°		0.000000 m ²	
Emitting area on Plane 0°		0.000000 m ²		Emitting area on Plane 270°		0.000000 m ²	
Emitting area on Plane 90°		0.000000 m ²		Glare area at 76°		0.007949 m ²	
Coordinate system		CG		Symmetry Type		Rotosymmetrical	
Date		17-07-2017		Maximum Gamma Angle		180	
Measurement Distance		0.00		Measurement Flux		4791.79 lm	
LED Flux=6529,09lm LED Power=63W Eff=73% EfcLed=104lm/W EfcLum=68lm/W Ra=90 SDCM=2 L90(20K)=118000h							
C.I.E.	97 99 100 100 100			D DIN 5040	A60		
F UTE	--			B NBN	BZ 1		

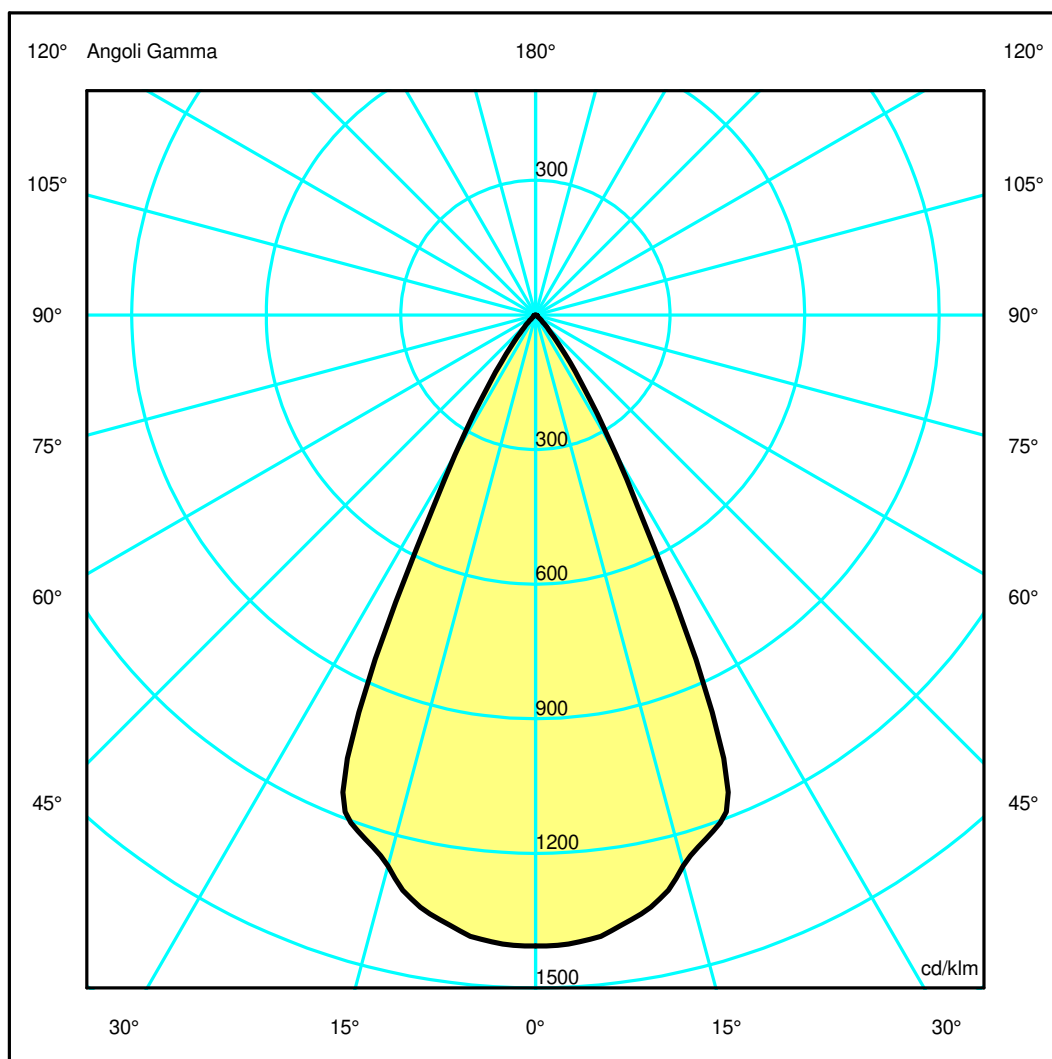
2368mm x 40mm



Semipiani C

180.0 ——— 0.0

ULOR 0.00 %
 DLOR 100.00 %
 RN 0.00 %



Luminaire

Code BH03001+BH16301
 Name A.39 S/C SHAR DIR 2368 HB 54 300K DM BCO + COVER 6X4 OPT. HB WHITE

Measurerm.

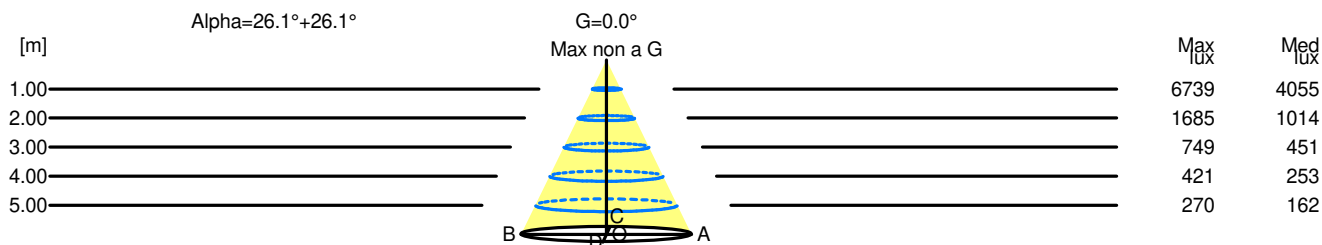
Code FTS1603118
 Name A.39 S/C SHAR DIR 2368 HB 54 300K DM BCO + COVER 6X4 OPT. HB WHITE

Luminaire Flux	4791.79 lm	Luminaire Power	70.00 W	Efficacy	68.45 lm/W	Efficiency	100.00%
Sources Flux	4791.79 lm	Maximum value	1406.35 cd/klm	Position	C=0.00 G=1.00	CG	Rotosymmetrical
Rectangular Luminaire		Length	2368 mm	Width	40 mm	Height	111 mm
Rectangular Luminous Area		Length	888 mm	Width	37 mm	Height	0 mm
Horizontal Luminous Area		0.032856 m2		Emitting area on Plane 180°		0.000000 m2	
Emitting area on Plane 0°		0.000000 m2		Emitting area on Plane 270°		0.000000 m2	
Emitting area on Plane 90°		0.000000 m2		Glare area at 76°		0.007949 m2	
Coordinate system		CG		Symmetry Type		Rotosymmetrical	
Date		17-07-2017		Maximum Gamma Angle		180	
Measurement Distance		0.00		Measurement Flux		4791.79 lm	
LED Flux=6529,09lm LED Power=63W Eff=73% EfcLed=104lm/W EfcLum=68lm/W Ra=90 SDCM=2 L90(20K)=118000h							
C.I.E.	97 99 100 100 100			D DIN 5040	A60		
F UTE	--			B NBN	BZ 1		

Width at 50.00 % of Max Intensity

H[m]	1.00	2.00	3.00	4.00	5.00	H[m]	1.00	2.00	3.00	4.00	5.00
OA	0.49	0.98	1.47	1.96	2.45	OC	0.49	0.98	1.47	1.96	2.45
OB	0.49	0.98	1.47	1.96	2.45	OD	0.49	0.98	1.47	1.96	2.45

	Luminous Intensities [cd/klm]									
	0	5	15	25	35	45	55	65	75	85
OA	6738.90	6690.81	6090.45	4054.43	742.97	129.15	30.25	19.34	12.69	4.73
OB	6738.90	6690.81	6090.45	4054.43	742.97	129.15	30.25	19.34	12.69	4.73
OC	6738.90	6690.81	6090.45	4054.43	742.97	129.15	30.25	19.34	12.69	4.73
OD	6738.90	6690.81	6090.45	4054.43	742.97	129.15	30.25	19.34	12.69	4.73



H[m]	D[m]	Max lux	Med lux	Alpha=26.1°+26.1°	G=0.0 Max non a G
1.00	0.98	6739	4055		
2.00	1.96	1685	1014		
3.00	2.94	749	451		
4.00	3.91	421	253		
5.00	4.89	270	162		