

## Luminaire

Code BH04304+BH16001  
 Name A.39 S/C SHAR DIR 1184 LB 17 400K DM NRO + COVER 2X4 OPT. LB WHITE

## Measurement

Code FTS1900307  
 Name A.39 S/C SHAR DIR 1184 LB 17 400K DM NRO + COVER 2X4 OPT. LB WHITE

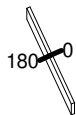
Luminaire Flux	1764.07 lm	Luminaire Power	27.00 W	Efficacy	65.34 lm/W	Efficiency	100.00%
Sources Flux	1764.07 lm	Maximum value	5541.55 cd/klm	Position	C=0.00 G=0.00	CG	Rotosymmetrical
Rectangular Luminaire		Length	1184 mm	Width	40 mm	Height	111 mm
Rectangular Luminous Area		Length	296 mm	Width	37 mm	Height	0 mm
Horizontal Luminous Area		0.010952 m <sup>2</sup>		Emitting area on Plane 180°		0.000000 m <sup>2</sup>	
Emitting area on Plane 0°		0.000000 m <sup>2</sup>		Emitting area on Plane 270°		0.000000 m <sup>2</sup>	
Emitting area on Plane 90°		0.000000 m <sup>2</sup>		Glare area at 76°		0.002650 m <sup>2</sup>	
Coordinate system		CG		Symmetry Type		Rotosymmetrical	
Date		21-02-2017		Maximum Gamma Angle		180	
Measurement Distance		0.00		Measurement Flux		1764.07 lm	

LED Flux=2329,1lm LED Power=22W Eff=76% EfcLed=106lm/W EfcLum=65lm/W Ra=90 SDCM=2 L90(20K)=118000h

C.I.E. 99 100 100 100 100  
 F UTE --

D DIN 5040  
 B NBN  
 A60  
 BZ 1

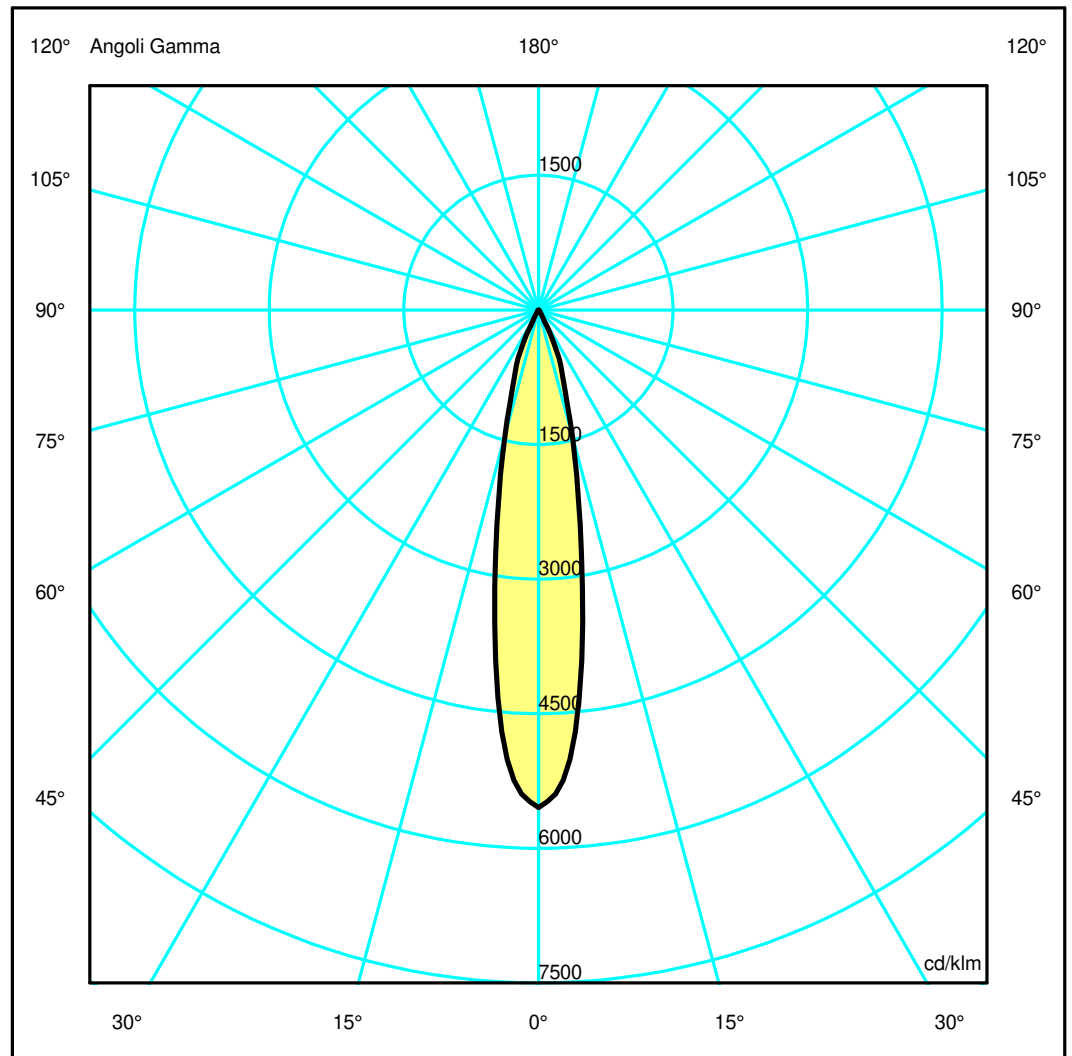
1184mm x 40mm



Semipiani C

180.0 ——— 0.0

ULOR 0.00 %  
 DLOR 100.00 %  
 RN 0.00 %



## Luminaire

Code BH04304+BH16001  
 Name A.39 S/C SHAR DIR 1184 LB 17 400K DM NRO + COVER 2X4 OPT. LB WHITE

## Measurerm.

Code FTS1900307  
 Name A.39 S/C SHAR DIR 1184 LB 17 400K DM NRO + COVER 2X4 OPT. LB WHITE

Luminaire Flux	1764.07 lm	Luminaire Power	27.00 W	Efficacy	65.34 lm/W	Efficiency	100.00%
Sources Flux	1764.07 lm	Maximum value	5541.55 cd/klm	Position	C=0.00 G=0.00	CG	Rotosymmetrical
Rectangular Luminaire		Length	1184 mm	Width	40 mm	Height	111 mm
Rectangular Luminous Area		Length	296 mm	Width	37 mm	Height	0 mm
Horizontal Luminous Area		0.010952 m2		Emitting area on Plane 180°		0.000000 m2	
Emitting area on Plane 0°		0.000000 m2		Emitting area on Plane 270°		0.000000 m2	
Emitting area on Plane 90°		0.000000 m2		Glare area at 76°		0.002650 m2	
Coordinate system		CG		Symmetry Type		Rotosymmetrical	
Date		21-02-2017		Maximum Gamma Angle		180	
Measurement Distance		0.00		Measurement Flux		1764.07 lm	

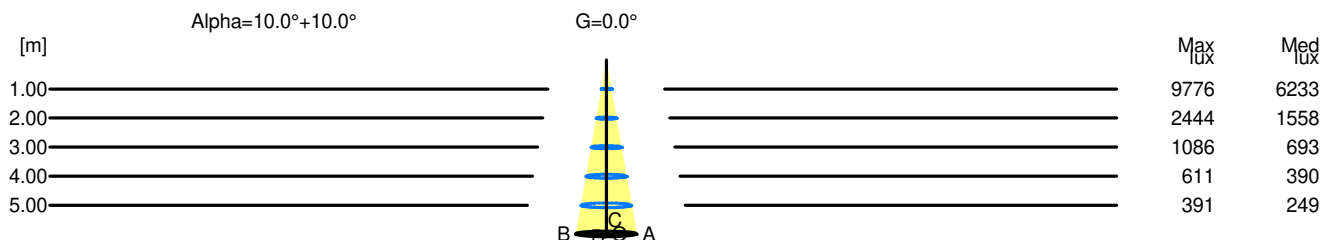
LED Flux=2329,1lm LED Power=22W Eff=76% EfcLed=106lm/W EfcLum=65lm/W Ra=90 SDCM=2 L90(20K)=118000h

C.I.E.	99	100	100	100	100	D DIN 5040	A60
F UTE	--					B NBN	BZ 1

Width at 50.00 % of Max Intensity

H[m]	1.00	2.00	3.00	4.00	5.00	H[m]	1.00	2.00	3.00	4.00	5.00
OA	0.18	0.35	0.53	0.70	0.88	OC	0.18	0.35	0.53	0.70	0.88
OB	0.18	0.35	0.53	0.70	0.88	OD	0.18	0.35	0.53	0.70	0.88

	Luminous Intensities [ cd/klm ]									
	0	5	15	25	35	45	55	65	75	85
OA	9775.69	8319.15	2566.55	701.74	44.03	12.42	4.32	2.77	1.96	0.92
OB	9775.69	8319.15	2566.55	701.74	44.03	12.42	4.32	2.77	1.96	0.92
OC	9775.69	8319.15	2566.55	701.74	44.03	12.42	4.32	2.77	1.96	0.92
OD	9775.69	8319.15	2566.55	701.74	44.03	12.42	4.32	2.77	1.96	0.92



H[m]	D[m]	Max lux	Med lux	Alpha=10.0°+10.0°	G=0.0
1.00	0.35	9776	6233		
2.00	0.70	2444	1558		
3.00	1.05	1086	693		
4.00	1.41	611	390		
5.00	1.76	391	249		