

Luminaire

Code BH08404+BH16101
 Name A.39 SHARP D+IND 1184 HB 34 300K ND NRO + COVER 3X4 OPT. HB WHITE

Measurement

Code FTS1900403-A
 Name A.39 SHARP D+IND 1184 HB 34 300K ND NRO + COVER 3X4 OPT. HB WHITE

Luminaire Flux	5389 lm	Luminaire Power	64.0 W	Efficacy	84.203 lm/W	Efficiency	100.00%
Source Flux	5389 lm	Maximum value	1103.74 cd/klm	Position	C=0.00 G=0.00	CG	Double Symmetrical
Rectangular Luminaire		Length	1184 mm	Width	40 mm	Height	111 mm
Rectangular Luminous Area		Length	444 mm	Width	37 mm	Height	0 mm
Horizontal Luminous Area		0.016428 m ²		Emitting area on Plane 180°		0.000000 m ²	
Emitting area on Plane 0°		0.000000 m ²		Emitting area on Plane 270°		0.000000 m ²	
Emitting area on Plane 90°		0.000000 m ²		Glare area at 76°		0.003974 m ²	
Coordinate system		CG		Symmetry Type		Double Symmetrical	
Date		21-11-2023		Maximum Gamma Angle		180	
Measurement Distance		0.00		Measurement Flux		5389 lm	


LED Flux=6973lm LED Power=53W Eff=77% EfcLed=132lm/W EfcLum=84lm/W CCT=3000K Ra=90 R9=50 SDCM=2 L70(17k)=102000h

C.I.E. 97 99 100 43 100
 F UTE --

D DIN 5040
 B NBN

C62
 BZ 1

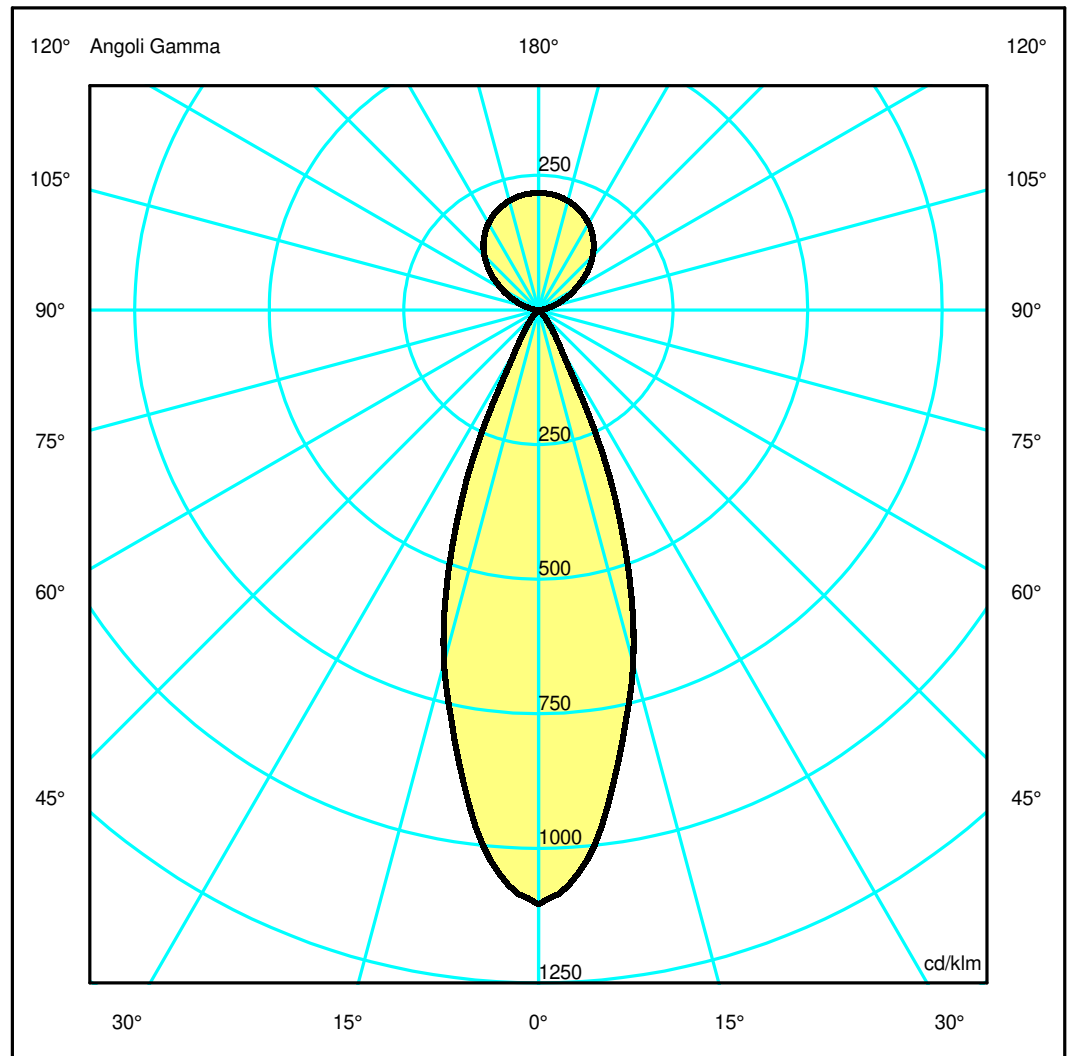
1184mm x 40mm



Semipiani C

180.0 — 0.0
 270.0 — 90.0

ULOR 57.06 %
 DLOR 42.94 %
 RN 57.06 %



Luminaire

Code BH08404+BH16101
Name A.39 SHARP D+IND 1184 HB 34 300K ND NRO + COVER 3X4 OPT. HB WHITE

Measurerm.

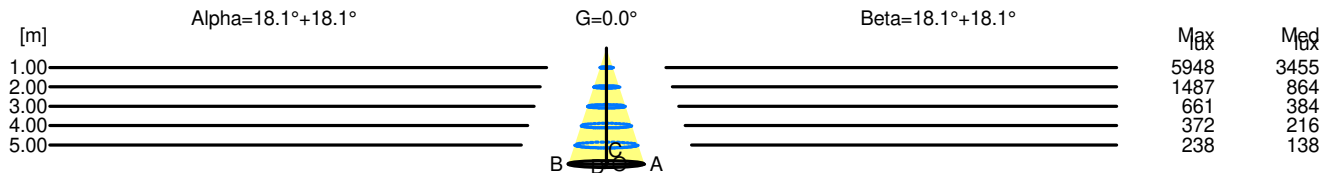
Code FTS1900403-A
Name A.39 SHARP D+IND 1184 HB 34 300K ND NRO + COVER 3X4 OPT. HB WHITE

Luminaire Flux	5389 lm	Luminaire Power	64.0 W	Efficacy	84.203 lm/W	Efficiency	100.00%
Source Flux	5389 lm	Maximum value	1103.74 cd/klm	Position	C=0.00 G=0.00	CG	Double Symmetrical
Rectangular Luminaire		Length	1184 mm	Width	40 mm	Height	111 mm
Rectangular Luminous Area		Length	444 mm	Width	37 mm	Height	0 mm
Horizontal Luminous Area		0.016428 m2		Emitting area on Plane 180°		0.000000 m2	
Emitting area on Plane 0°		0.000000 m2		Emitting area on Plane 270°		0.000000 m2	
Emitting area on Plane 90°		0.000000 m2		Glare area at 76°		0.003974 m2	
Coordinate system		CG		Symmetry Type		Double Symmetrical	
Date		21-11-2023		Maximum Gamma Angle		180	
Measurement Distance		0.00		Measurement Flux		5389 lm	
LED Flux=6973lm LED Power=53W Eff=77% EfcLed=132lm/W EfcLum=84lm/W CCT=3000K Ra=90 R9=50 SDCM=2 L70(17k)=102000h							
C.I.E.	97 99 100 43 100			D DIN 5040	C62		
F UTE	--			B NBN	BZ 1		

Width at 50.00 % of Max Intensity

H[m]	1.00	2.00	3.00	4.00	5.00	H[m]	1.00	2.00	3.00	4.00	5.00
OA	0.33	0.66	0.98	1.31	1.64	OC	0.33	0.66	0.98	1.31	1.64
OB	0.33	0.66	0.98	1.31	1.64	OD	0.33	0.66	0.98	1.31	1.64

	Luminous Intensities [cd/klm]									
	0	5	15	25	35	45	55	65	75	85
OA	5948.08	5532.82	3659.62	1316.15	232.25	54.78	14.22	7.68	4.97	1.94
OB	5948.08	5532.82	3659.62	1316.15	232.25	54.78	14.22	7.68	4.97	1.94
OC	5948.08	5532.82	3659.62	1316.15	232.25	54.78	14.22	7.68	4.97	1.94
OD	5948.08	5532.82	3659.62	1316.15	232.25	54.78	14.22	7.68	4.97	1.94



H[m]	D[m]	Max lux	Med lux	Alpha=18.1°+18.1°	G=0.0
1.00	0.66	5948	3455		
2.00	1.31	1487	864		
3.00	1.97	661	384		
4.00	2.62	372	216		
5.00	3.28	238	138		

H[m]	D[m]	Max lux	Med lux	Beta=18.1°+18.1°	G=0.0
1.00	0.66	5948	3455		
2.00	1.31	1487	864		
3.00	1.97	661	384		
4.00	2.62	372	216		
5.00	3.28	238	138		