

Luminaire

Code BH10204+BH16301
 Name A.39 SHARP D+IND 2368 HB 17 300K DM NRO + COVER 6X4 OPT. HB WHITE

Measurem.

Code FTS1900544-B
 Name A.39 SHARP D+IND 2368 HB 17 300K DM NRO + COVER 6X4 OPT. HB WHITE

Luminaire Flux	11095 lm	Luminaire Power	120.0 W	Efficacy	92.458 lm/W	Efficiency	100.00%
Source Flux	11095 lm	Maximum value	2469.89 cd/klm	Position	C=0.00 G=0.00	CG	Double Symmetrical
Rectangular Luminaire		Length	2368 mm	Width	40 mm	Height	111 mm
Rectangular Luminous Area		Length	888 mm	Width	37 mm	Height	0 mm
Horizontal Luminous Area		0.032856 m2		Emitting area on Plane 180°	0.000000 m2		
Emitting area on Plane 0°		0.000000 m2		Emitting area on Plane 270°	0.000000 m2		
Emitting area on Plane 90°		0.000000 m2		Glare area at 76°	0.007949 m2		
Coordinate system		CG			Symmetry Type	Double Symmetrical	
Date		21-11-2023			Maximum Gamma Angle	180	
Measurement Distance		0.00			Measurement Flux	11095 lm	


LED Flux=13945lm LED Power=107W Eff=80% EfcLed=130lm/W EfcLum=92lm/W CCT=3000K Ra=90 R9=50 SDCM=2 L70(17k)=102000h

C.I.E. 99 100 100 45 100
 F UTE --

D DIN 5040
 B NBN

C62
 BZ 1

2368mm x 40mm



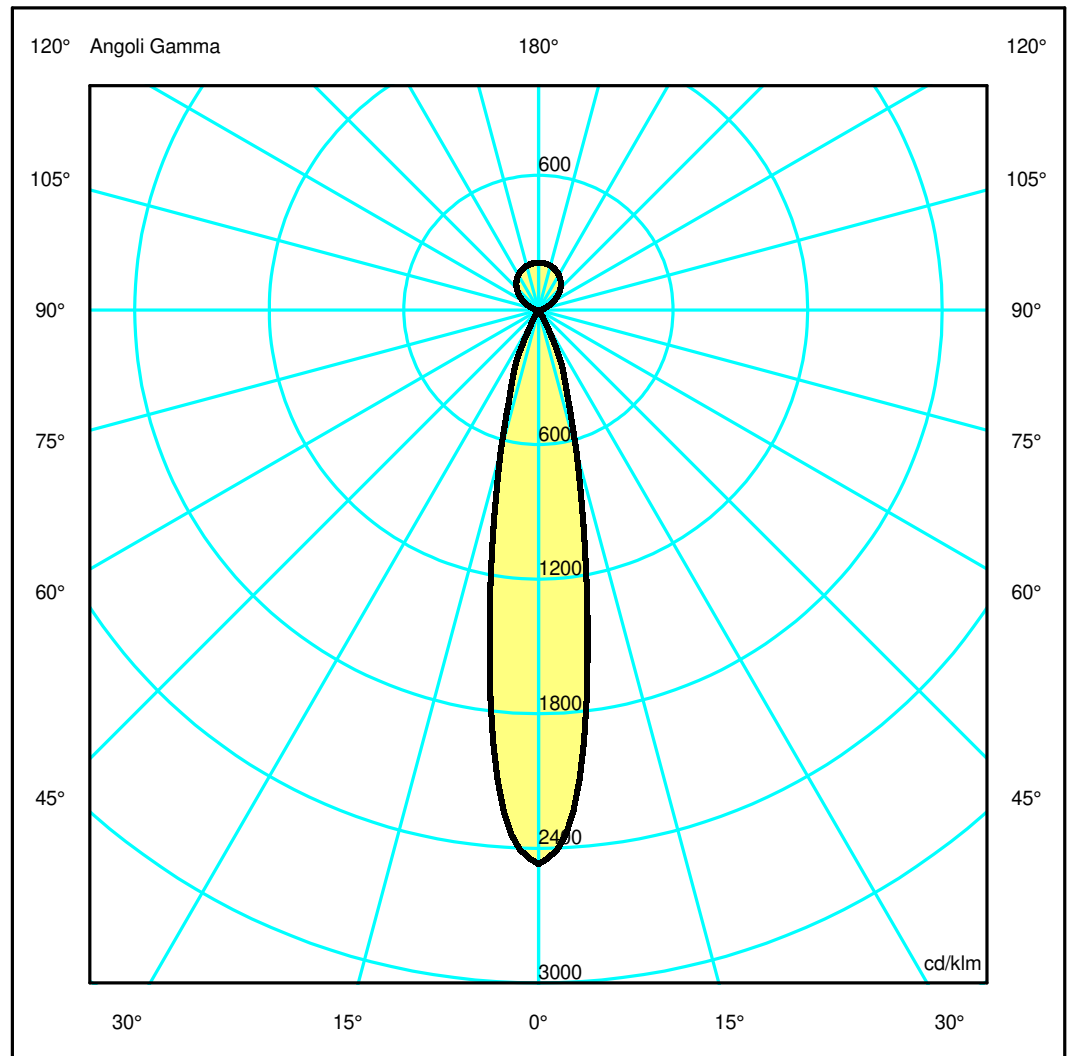
Semipiani C

180.0 — 0.0
 270.0 — 90.0

ULOR 55.43 %

DLOR 44.57 %

RN 55.43 %



Luminaire

Code BH10204+BH16301
Name A.39 SHARP D+IND 2368 HB 17 300K DM NRO + COVER 6X4 OPT. HB WHITE

Measurerm.

Code FTS1900544-B
Name A.39 SHARP D+IND 2368 HB 17 300K DM NRO + COVER 6X4 OPT. HB WHITE

Luminaire Flux	11095 lm	Luminaire Power	120.0 W	Efficacy	92.458 lm/W	Efficiency	100.00%
Source Flux	11095 lm	Maximum value	2469.89 cd/klm	Position	C=0.00 G=0.00	CG	Double Symmetrical
Rectangular Luminaire		Length	2368 mm	Width	40 mm	Height	111 mm
Rectangular Luminous Area		Length	888 mm	Width	37 mm	Height	0 mm
Horizontal Luminous Area		0.032856 m2		Emitting area on Plane 180°		0.000000 m2	
Emitting area on Plane 0°		0.000000 m2		Emitting area on Plane 270°		0.000000 m2	
Emitting area on Plane 90°		0.000000 m2		Glare area at 76°		0.007949 m2	
Coordinate system		CG		Symmetry Type		Double Symmetrical	
Date		21-11-2023		Maximum Gamma Angle		180	
Measurement Distance		0.00		Measurement Flux		11095 lm	

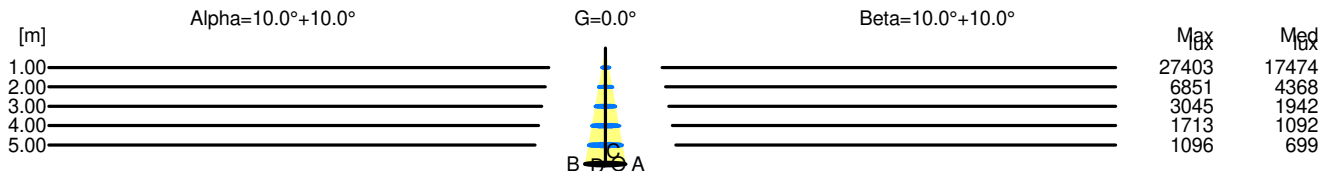
LED Flux=13945lm LED Power=107W Eff=80% EfcLed=130lm/W EfcLum=92lm/W CCT=3000K Ra=90 R9=50 SDCM=2 L70(17k)=102000h

C.I.E.	99 100 100 45 100	D DIN 5040	C62
F UTE	--	B NBN	BZ 1

Width at 50.00 % of Max Intensity

H[m]	1.00	2.00	3.00	4.00	5.00	H[m]	1.00	2.00	3.00	4.00	5.00
OA	0.18	0.35	0.53	0.70	0.88	OC	0.18	0.35	0.53	0.70	0.88
OB	0.18	0.35	0.53	0.70	0.88	OD	0.18	0.35	0.53	0.70	0.88

	Luminous Intensities [cd/klm]									
	0	5	15	25	35	45	55	65	75	85
OA	27403.44	23320.43	7194.63	1967.14	123.43	34.82	12.11	7.75	5.49	2.59
OB	27403.44	23320.43	7194.63	1967.14	123.43	34.82	12.11	7.75	5.49	2.59
OC	27403.44	23320.43	7194.63	1967.14	123.43	34.82	12.11	7.75	5.49	2.59
OD	27403.44	23320.43	7194.63	1967.14	123.43	34.82	12.11	7.75	5.49	2.59



H[m]	D[m]	Max lux	Med lux	Alpha=10.0°+10.0°	G=0.0
1.00	0.35	27403	17474		
2.00	0.70	6851	4368		
3.00	1.05	3045	1942		
4.00	1.41	1713	1092		
5.00	1.76	1096	699		

H[m]	D[m]	Max lux	Med lux	Beta=10.0°+10.0°	G=0.0
1.00	0.35	27403	17474		
2.00	0.70	6851	4368		
3.00	1.05	3045	1942		
4.00	1.41	1713	1092		
5.00	1.76	1096	699		