

Luminaire

Code BH10304+BH16304
 Name A.39 SHARP D+IND 2368 HB 17 400K DM NRO + COVER 6X4 OPT. HB BLACK

Measurem.

Code FTS1900274
 Name A.39 SHARP D+IND 2368 HB 17 400K DM NRO + COVER 6X4 OPT. HB BLACK

Luminaire Flux	11384.60 lm	Luminaire Power	120.00 W	Efficacy	94.87 lm/W	Efficiency	100.00%
Sources Flux	11384.60 lm	Maximum value	2563.63 cd/klm	Position	C=0.00 G=0.00	CG	Double Symmetrical
Rectangular Luminaire		Length	2368 mm	Width	40 mm	Height	111 mm
Rectangular Luminous Area		Length	888 mm	Width	37 mm	Height	0 mm
Horizontal Luminous Area		0.032856 m2		Emitting area on Plane 180°		0.000000 m2	
Emitting area on Plane 0°		0.000000 m2		Emitting area on Plane 270°		0.000000 m2	
Emitting area on Plane 90°		0.000000 m2		Glare area at 76°		0.007949 m2	
Coordinate system		CG		Symmetry Type		Double Symmetrical	
Date		21-02-2017		Maximum Gamma Angle		180	
Measurement Distance		0.00		Measurement Flux		11384.60 lm	


LED Flux=14244,9lm LED Power=103W Eff=80% EfcLed=138lm/W EfcLum=95lm/W Ra=90 SDCM=2 L90(20K)=118000h

C.I.E. 100 100 100 46 100
 F UTE --

D DIN 5040
 B NBN

C62
 BZ 1

2368mm x 40mm



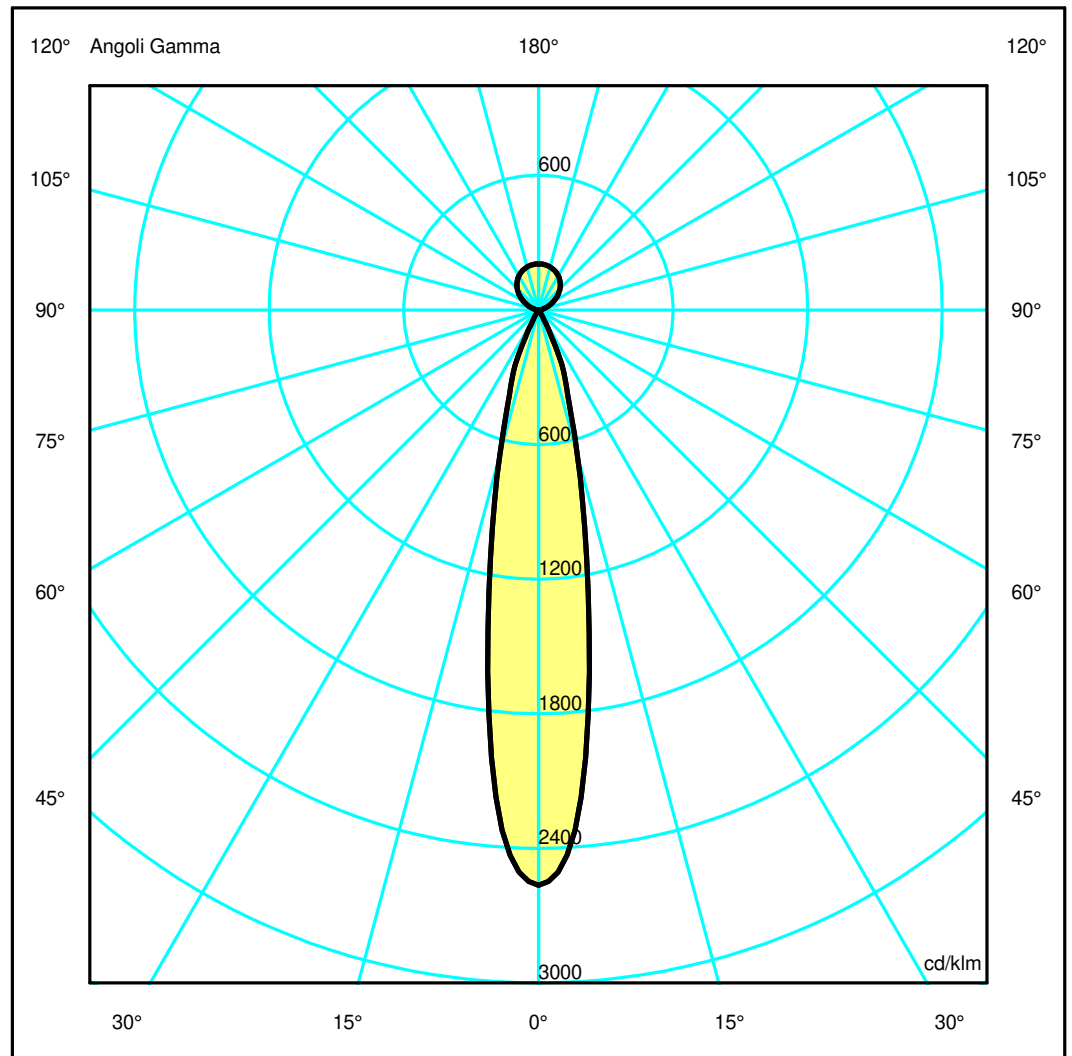
Semipiani C

180.0 — 0.0
 270.0 — 90.0

ULOR 54.25 %

DLOR 45.75 %

RN 54.25 %



Luminaire

Code BH10304+BH16304
Name A.39 SHARP D+IND 2368 HB 17 400K DM NRO + COVER 6X4 OPT. HB BLACK

Measurem.

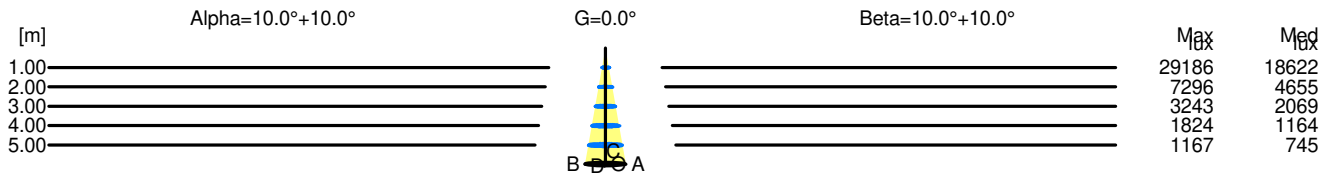
Code FTS1900274
Name A.39 SHARP D+IND 2368 HB 17 400K DM NRO + COVER 6X4 OPT. HB BLACK

Luminaire Flux	11384.60 lm	Luminaire Power	120.00 W	Efficacy	94.87 lm/W	Efficiency	100.00%
Sources Flux	11384.60 lm	Maximum value	2563.63 cd/klm	Position	C=0.00 G=0.00	CG	Double Symmetrical
Rectangular Luminaire		Length	2368 mm	Width	40 mm	Height	111 mm
Rectangular Luminous Area		Length	888 mm	Width	37 mm	Height	0 mm
Horizontal Luminous Area		0.032856 m2		Emitting area on Plane 180°		0.000000 m2	
Emitting area on Plane 0°		0.000000 m2		Emitting area on Plane 270°		0.000000 m2	
Emitting area on Plane 90°		0.000000 m2		Glare area at 76°		0.007949 m2	
Coordinate system		CG		Symmetry Type		Double Symmetrical	
Date		21-02-2017		Maximum Gamma Angle		180	
Measurement Distance		0.00		Measurement Flux		11384.60 lm	
LED Flux=14244,9lm LED Power=103W Eff=80% EfcLed=138lm/W EfcLum=95lm/W Ra=90 SDCM=2 L90(20K)=118000h							
C.I.E.	100 100 100 46 100			D DIN 5040	C62		
F UTE	--			B NBN	BZ 1		

Width at 50.00 % of Max Intensity

H[m]	1.00	2.00	3.00	4.00	5.00	H[m]	1.00	2.00	3.00	4.00	5.00
OA	0.18	0.35	0.53	0.70	0.88	OC	0.18	0.35	0.53	0.70	0.88
OB	0.18	0.35	0.53	0.70	0.88	OD	0.18	0.35	0.53	0.70	0.88

	Luminous Intensities [cd/klm]									
	0	5	15	25	35	45	55	65	75	85
OA	29185.93	24817.86	7619.85	2038.29	120.68	25.53	3.21	0.00	0.00	0.00
OB	29185.93	24817.86	7619.85	2038.29	120.68	25.53	3.21	0.00	0.00	0.00
OC	29185.93	24817.86	7619.85	2038.29	120.68	25.53	3.21	0.00	0.00	0.00
OD	29185.93	24817.86	7619.85	2038.29	120.68	25.53	3.21	0.00	0.00	0.00



H[m]	D[m]	Max lux	Med lux	Alpha=10.0°+10.0°	G=0.0
1.00	0.35	29186	18622		
2.00	0.70	7296	4655		
3.00	1.05	3243	2069		
4.00	1.40	1824	1164		
5.00	1.75	1167	745		

H[m]	D[m]	Max lux	Med lux	Beta=10.0°+10.0°	G=0.0
1.00	0.35	29186	18622		
2.00	0.70	7296	4655		
3.00	1.05	3243	2069		
4.00	1.40	1824	1164		
5.00	1.75	1167	745		