

Luminaire

Code BH10904+BH16301
 Name A.39 SHARP D+IND 2368 HB 54 400K ND NRO + COVER 6X4 OPT. HB WHITE

Measurem.

Code FTS1900571
 Name A.39 SHARP D+IND 2368 HB 54 400K ND NRO + COVER 6X4 OPT. HB WHITE


Luminaire Flux	11304.92 lm	Luminaire Power	125.00 W	Efficacy	90.44 lm/W	Efficiency	100.00%
Sources Flux	11304.92 lm	Maximum value	637.93 cd/klm	Position	C=0.00 G=1.00	CG	Double Symmetrical
Rectangular Luminaire		Length	2368 mm	Width	40 mm	Height	111 mm
Rectangular Luminous Area		Length	888 mm	Width	37 mm	Height	0 mm
Horizontal Luminous Area		0.032856 m2		Emitting area on Plane 180°		0.000000 m2	
Emitting area on Plane 0°		0.000000 m2		Emitting area on Plane 270°		0.000000 m2	
Emitting area on Plane 90°		0.000000 m2		Glare area at 76°		0.007949 m2	
Coordinate system		CG		Symmetry Type		Double Symmetrical	
Date		17-07-2017		Maximum Gamma Angle		180	
Measurement Distance		0.00		Measurement Flux		11304.92 lm	

LED Flux=14244,9lm LED Power=103W Eff=79% EfcLed=138lm/W EfcLum=90lm/W Ra=90 SDCM=2 L90(20K)=118000h

C.I.E. 97 99 100 45 100
 F UTE --

D DIN 5040
 B NBN
 C62
 BZ 1

2368mm x 40mm



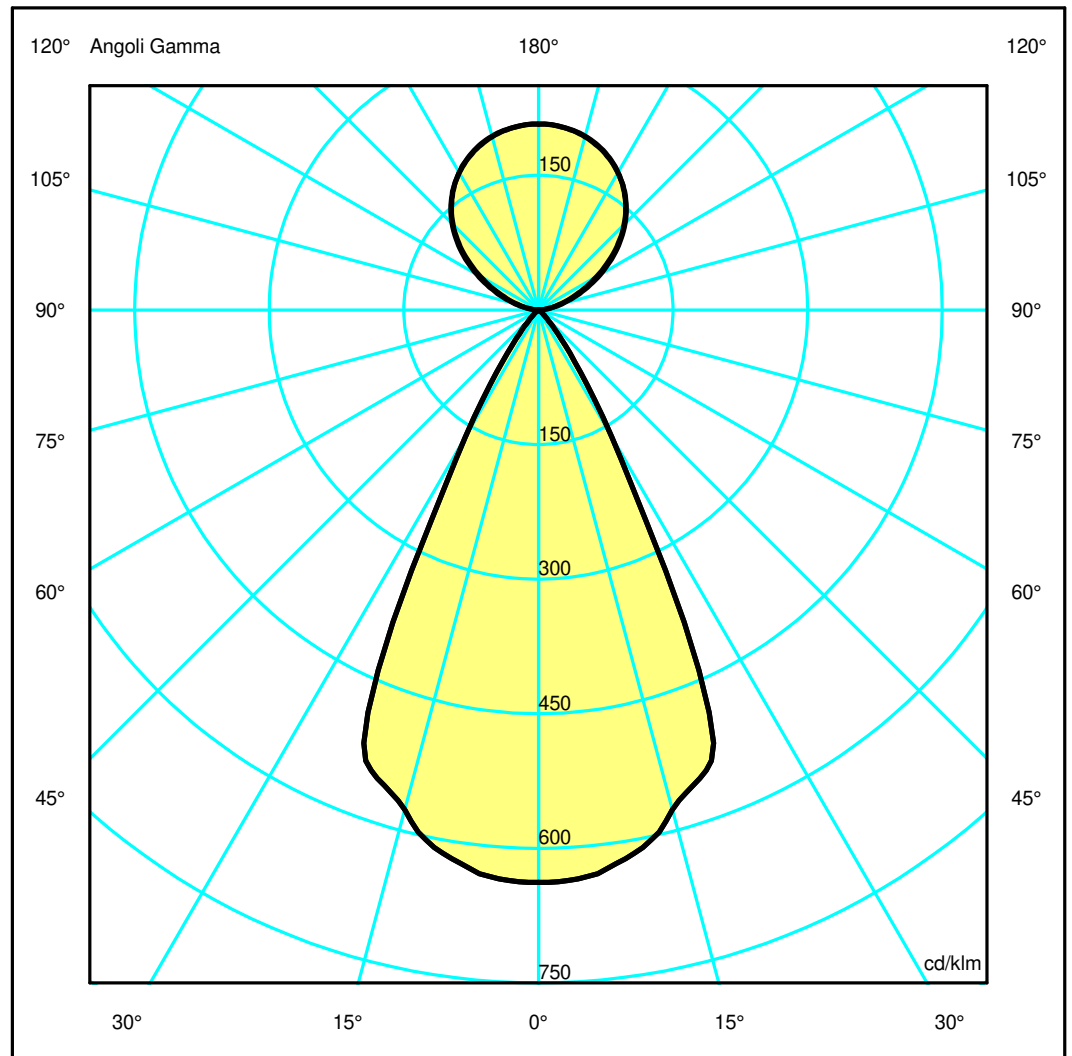
Semipiani C

180.0 — 0.0
 270.0 — 90.0

ULOR 54.64 %

DLOR 45.36 %

RN 54.64 %



Luminaire

Code BH10904+BH16301
 Name A.39 SHARP D+IND 2368 HB 54 400K ND NRO + COVER 6X4 OPT. HB WHITE

Measurem.

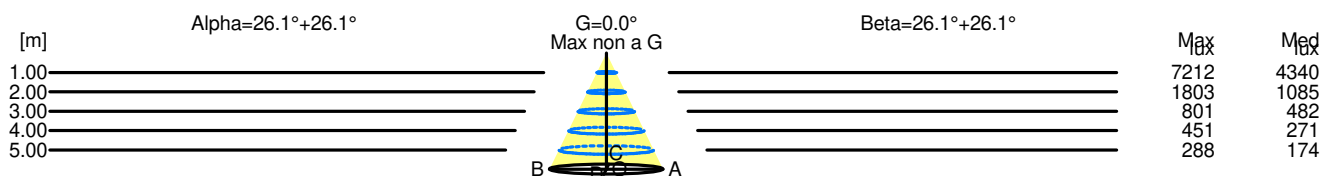
Code FTS1900571
 Name A.39 SHARP D+IND 2368 HB 54 400K ND NRO + COVER 6X4 OPT. HB WHITE

Luminaire Flux	11304.92 lm	Luminaire Power	125.00 W	Efficacy	90.44 lm/W	Efficiency	100.00%
Sources Flux	11304.92 lm	Maximum value	637.93 cd/klm	Position	C=0.00 G=1.00	CG	Double Symmetrical
Rectangular Luminaire		Length	2368 mm	Width	40 mm	Height	111 mm
Rectangular Luminous Area		Length	888 mm	Width	37 mm	Height	0 mm
Horizontal Luminous Area		0.032856 m2		Emitting area on Plane 180°		0.000000 m2	
Emitting area on Plane 0°		0.000000 m2		Emitting area on Plane 270°		0.000000 m2	
Emitting area on Plane 90°		0.000000 m2		Glare area at 76°		0.007949 m2	
Coordinate system		CG		Symmetry Type		Double Symmetrical	
Date		17-07-2017		Maximum Gamma Angle		180	
Measurement Distance		0.00		Measurement Flux		11304.92 lm	
LED Flux=14244,9lm LED Power=103W Eff=79% EfcLed=138lm/W EfcLum=90lm/W Ra=90 SDCM=2 L90(20K)=118000h							
C.I.E.	97 99 100 45 100			D DIN 5040		C62	
F UTE	--			B NBN		BZ 1	

Width at 50.00 % of Max Intensity

H[m]	1.00	2.00	3.00	4.00	5.00	H[m]	1.00	2.00	3.00	4.00	5.00
OA	0.49	0.98	1.47	1.96	2.45	OC	0.49	0.98	1.47	1.96	2.45
OB	0.49	0.98	1.47	1.96	2.45	OD	0.49	0.98	1.47	1.96	2.45

	Luminous Intensities [cd/klm]									
	0	5	15	25	35	45	55	65	75	85
OA	7211.70	7160.24	6517.76	4338.89	795.09	138.21	32.38	20.69	13.58	5.07
OB	7211.70	7160.24	6517.76	4338.89	795.09	138.21	32.38	20.69	13.58	5.07
OC	7211.70	7160.24	6517.76	4338.89	795.09	138.21	32.38	20.69	13.58	5.07
OD	7211.70	7160.24	6517.76	4338.89	795.09	138.21	32.38	20.69	13.58	5.07



H[m]	D[m]	Max lux	Med lux	Alpha=26.1°+26.1°	G=0.0 Max non a G
1.00	0.98	7212	4340		
2.00	1.96	1803	1085		
3.00	2.94	801	482		
4.00	3.91	451	271		
5.00	4.89	288	174		

H[m]	D[m]	Max lux	Med lux	Beta=26.1°+26.1°	G=0.0 Max non a G
1.00	0.98	7212	4340		
2.00	1.96	1803	1085		
3.00	2.94	801	482		
4.00	3.91	451	271		
5.00	4.89	288	174		