

## Luminaire

Code BH11001+BH16301  
 Name A.39 SHARP D+IND 2368 HB 54 300K DM BCO + COVER 6X4 OPT. HB WHITE

## Measurem.

Code FTS1900556-B  
 Name A.39 SHARP D+IND 2368 HB 54 300K DM BCO + COVER 6X4 OPT. HB WHITE

Luminaire Flux	10942 lm	Luminaire Power	120.0 W	Efficacy	91.183 lm/W	Efficiency	100.00%
Source Flux	10942 lm	Maximum value	615.89 cd/klm	Position	C=0.00 G=1.00	CG	Double Symmetrical
Rectangular Luminaire		Length	2368 mm	Width	40 mm	Height	111 mm
Rectangular Luminous Area		Length	888 mm	Width	37 mm	Height	0 mm
Horizontal Luminous Area		0.032856 m <sup>2</sup>		Emitting area on Plane 180°		0.000000 m <sup>2</sup>	
Emitting area on Plane 0°		0.000000 m <sup>2</sup>		Emitting area on Plane 270°		0.000000 m <sup>2</sup>	
Emitting area on Plane 90°		0.000000 m <sup>2</sup>		Glare area at 76°		0.007949 m <sup>2</sup>	
Coordinate system		CG		Symmetry Type		Double Symmetrical	
Date		21-11-2023		Maximum Gamma Angle		180	
Measurement Distance		0.00		Measurement Flux		10942 lm	


LED Flux=13945lm LED Power=107W Eff=78% EfcLed=130lm/W EfcLum=91lm/W CCT=3000K Ra=90 R9=50 SDCM=2 L70(17k)=102000h

C.I.E. 97 99 100 44 100  
 F UTE --

D DIN 5040  
 B NBN

C62  
 BZ 1

2368mm x 40mm



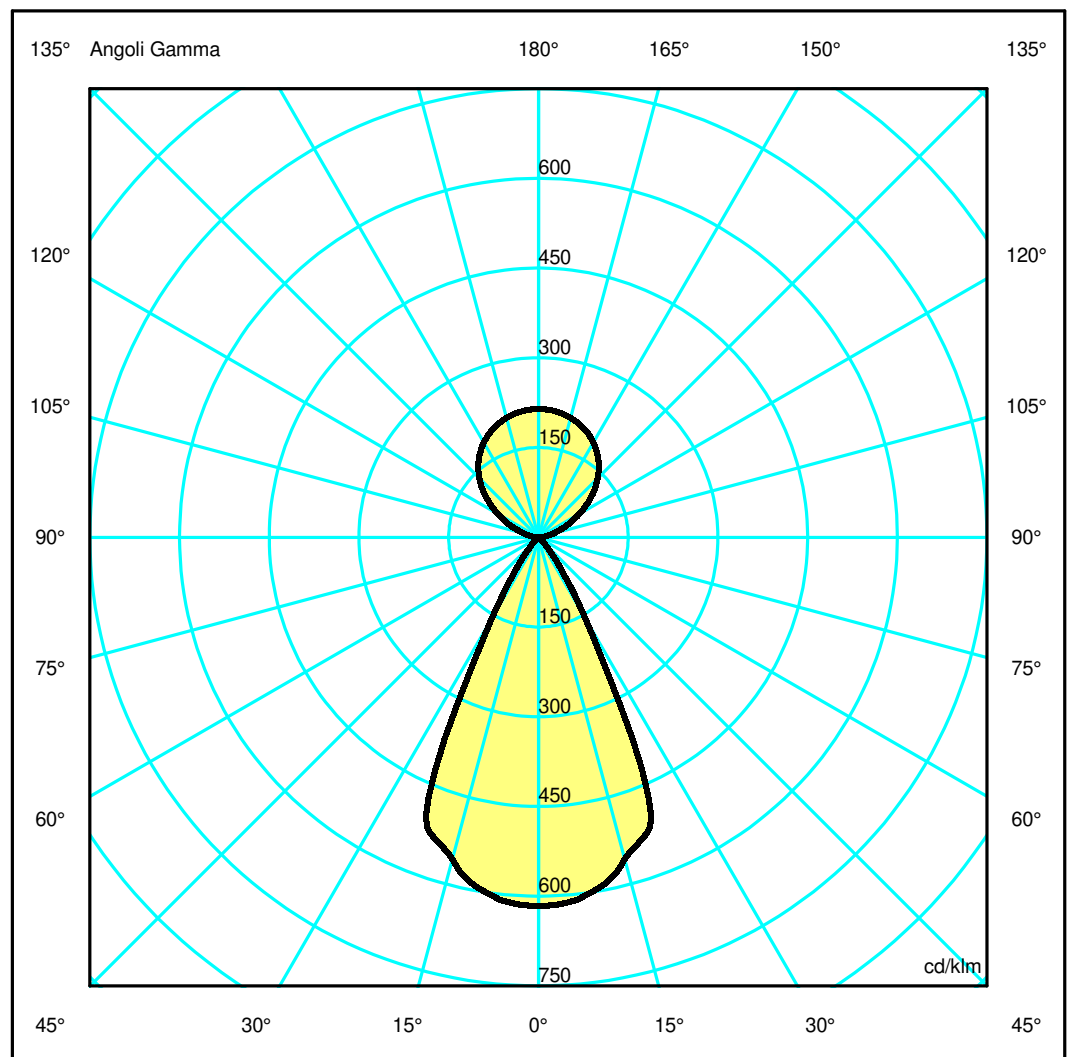
Semipiani C

180.0 — 0.0  
 270.0 — 90.0

ULOR 56.20 %

DLOR 43.80 %

RN 56.20 %



## Luminaire

Code BH11001+BH16301  
Name A.39 SHARP D+IND 2368 HB 54 300K DM BCO + COVER 6X4 OPT. HB WHITE

## Measurerm.

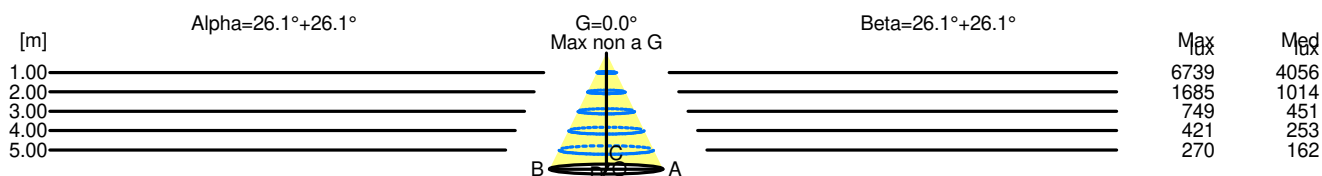
Code FTS1900556-B  
Name A.39 SHARP D+IND 2368 HB 54 300K DM BCO + COVER 6X4 OPT. HB WHITE

Luminaire Flux	10942 lm	Luminaire Power	120.0 W	Efficacy	91.183 lm/W	Efficiency	100.00%
Source Flux	10942 lm	Maximum value	615.89 cd/klm	Position	C=0.00 G=1.00	CG	Double Symmetrical
Rectangular Luminaire		Length	2368 mm	Width	40 mm	Height	111 mm
Rectangular Luminous Area		Length	888 mm	Width	37 mm	Height	0 mm
Horizontal Luminous Area		0.032856 m2		Emitting area on Plane 180°		0.000000 m2	
Emitting area on Plane 0°		0.000000 m2		Emitting area on Plane 270°		0.000000 m2	
Emitting area on Plane 90°		0.000000 m2		Glare area at 76°		0.007949 m2	
Coordinate system		CG		Symmetry Type		Double Symmetrical	
Date		21-11-2023		Maximum Gamma Angle		180	
Measurement Distance		0.00		Measurement Flux		10942 lm	
LED Flux=13945lm LED Power=107W Eff=78% EfcLed=130lm/W EfcLum=91lm/W CCT=3000K Ra=90 R9=50 SDCM=2 L70(17k)=102000h							
C.I.E.	97 99 100 44 100			D DIN 5040	C62		
F UTE	--			B NBN	BZ 1		

Width at 50.00 % of Max Intensity

H[m]	1.00	2.00	3.00	4.00	5.00	H[m]	1.00	2.00	3.00	4.00	5.00
OA	0.49	0.98	1.47	1.96	2.45	OC	0.49	0.98	1.47	1.96	2.45
OB	0.49	0.98	1.47	1.96	2.45	OD	0.49	0.98	1.47	1.96	2.45

	Luminous Intensities [ cd/klm]									
	0	5	15	25	35	45	55	65	75	85
OA	6739.03	6690.94	6090.57	4054.51	742.98	129.15	30.25	19.34	12.69	4.73
OB	6739.03	6690.94	6090.57	4054.51	742.98	129.15	30.25	19.34	12.69	4.73
OC	6739.03	6690.94	6090.57	4054.51	742.98	129.15	30.25	19.34	12.69	4.73
OD	6739.03	6690.94	6090.57	4054.51	742.98	129.15	30.25	19.34	12.69	4.73



H[m]	D[m]	Max lux	Med lux	Alpha=26.1°+26.1°	G=0.0° Max non a G
1.00	0.98	6739	4056		
2.00	1.96	1685	1014		
3.00	2.94	749	451		
4.00	3.91	421	253		
5.00	4.89	270	162		

H[m]	D[m]	Max lux	Med lux	Beta=26.1°+26.1°	G=0.0° Max non a G
1.00	0.98	6739	4056		
2.00	1.96	1685	1014		
3.00	2.94	749	451		
4.00	3.91	421	253		
5.00	4.89	270	162		