

Luminaire

Code BH12204+BH16004
 Name A.39 SHARP D+IND 1184 LB 17 300K DM NRO + COVER 2X4 OPT. LB BLACK

Measurement

Code FTS1900037-A
 Name A.39 SHARP D+IND 1184 LB 17 300K DM NRO + COVER 2X4 OPT. LB BLACK


Luminaire Flux	4697 lm	Luminaire Power	53.0 W	Efficacy	88.623 lm/W	Efficiency	100.00%
Source Flux	4697 lm	Maximum value	1935.41 cd/klm	Position	C=0.00 G=0.00	CG	Double Symmetrical
Rectangular Luminaire		Length	1184 mm	Width	40 mm	Height	111 mm
Rectangular Luminous Area		Length	296 mm	Width	37 mm	Height	0 mm
Horizontal Luminous Area		0.010952 m ²		Emitting area on Plane 180°		0.000000 m ²	
Emitting area on Plane 0°		0.000000 m ²		Emitting area on Plane 270°		0.000000 m ²	
Emitting area on Plane 90°		0.000000 m ²		Glare area at 76°		0.002650 m ²	
Coordinate system		CG		Symmetry Type		Double Symmetrical	
Date		21-11-2023		Maximum Gamma Angle		180	
Measurement Distance		0.00		Measurement Flux		4697 lm	

LED Flux=5884lm LED Power=42W Eff=80% EfcLed=140lm/W EfcLum=89lm/W CCT=3000K Ra=90 R9=50 SDCM=2 L70(17k)=102000h

C.I.E. 100 100 100 35 100
 F UTE --

D DIN 5040
 B NBN
 D62
 BZ 1

1184mm x 40mm



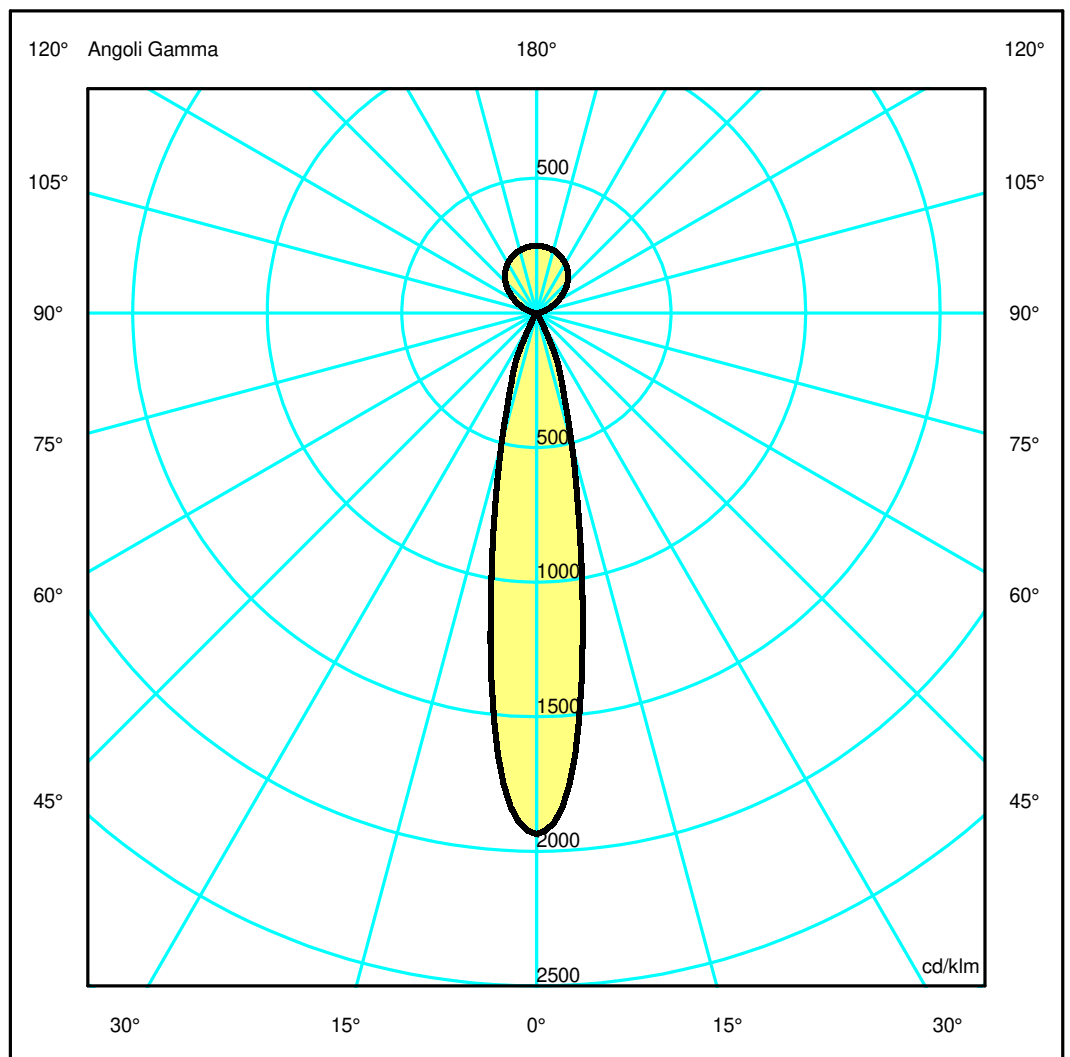
Semipiani C

180.0 — 0.0
 270.0 — 90.0

ULOR 65.46 %

DLOR 34.54 %

RN 65.46 %



Luminaire

Code BH12204+BH16004
Name A.39 SHARP D+IND 1184 LB 17 300K DM NRO + COVER 2X4 OPT. LB BLACK

Measurerm.

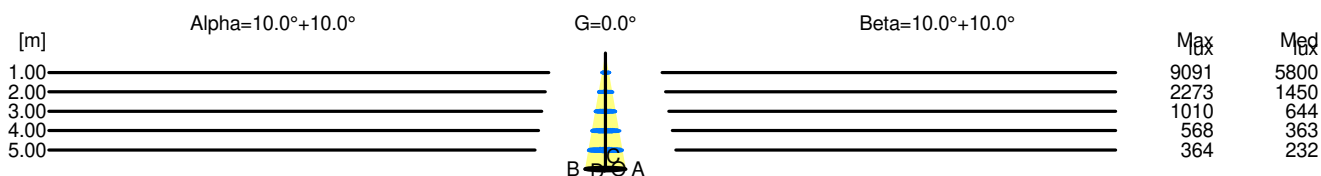
Code FTS1900037-A
Name A.39 SHARP D+IND 1184 LB 17 300K DM NRO + COVER 2X4 OPT. LB BLACK

Luminaire Flux	4697 lm	Luminaire Power	53.0 W	Efficacy	88.623 lm/W	Efficiency	100.00%
Source Flux	4697 lm	Maximum value	1935.41 cd/klm	Position	C=0.00 G=0.00	CG	Double Symmetrical
Rectangular Luminaire		Length	1184 mm	Width	40 mm	Height	111 mm
Rectangular Luminous Area		Length	296 mm	Width	37 mm	Height	0 mm
Horizontal Luminous Area		0.010952 m2		Emitting area on Plane 180°		0.000000 m2	
Emitting area on Plane 0°		0.000000 m2		Emitting area on Plane 270°		0.000000 m2	
Emitting area on Plane 90°		0.000000 m2		Glare area at 76°		0.002650 m2	
Coordinate system		CG		Symmetry Type		Double Symmetrical	
Date		21-11-2023		Maximum Gamma Angle		180	
Measurement Distance		0.00		Measurement Flux		4697 lm	
LED Flux=5884lm LED Power=42W Eff=80% EfcLed=140lm/W EfcLum=89lm/W CCT=3000K Ra=90 R9=50 SDCM=2 L70(17k)=102000h							
C.I.E.	100 100 100 35 100			D DIN 5040	D62		
F UTE	--			B NBN	BZ 1		

Width at 50.00 % of Max Intensity

H[m]	1.00	2.00	3.00	4.00	5.00	H[m]	1.00	2.00	3.00	4.00	5.00
OA	0.18	0.35	0.53	0.70	0.88	OC	0.18	0.35	0.53	0.70	0.88
OB	0.18	0.35	0.53	0.70	0.88	OD	0.18	0.35	0.53	0.70	0.88

	Luminous Intensities [cd/klm]									
	0	5	15	25	35	45	55	65	75	85
OA	9090.63	7730.09	2373.38	634.87	37.59	7.95	1.00	0.00	0.00	0.00
OB	9090.63	7730.09	2373.38	634.87	37.59	7.95	1.00	0.00	0.00	0.00
OC	9090.63	7730.09	2373.38	634.87	37.59	7.95	1.00	0.00	0.00	0.00
OD	9090.63	7730.09	2373.38	634.87	37.59	7.95	1.00	0.00	0.00	0.00



H[m]	D[m]	Max lux	Med lux	Alpha=10.0°+10.0°	G=0.0
1.00	0.35	9091	5800		
2.00	0.70	2273	1450		
3.00	1.05	1010	644		
4.00	1.40	568	363		
5.00	1.75	364	232		

H[m]	D[m]	Max lux	Med lux	Beta=10.0°+10.0°	G=0.0
1.00	0.35	9091	5800		
2.00	0.70	2273	1450		
3.00	1.05	1010	644		
4.00	1.40	568	363		
5.00	1.75	364	232		