

Luminaire

Code BH12501+BH16004
 Name A.39 SHARP D+IND 1184 LB 34 400K ND BCO + COVER 2X4 OPT. LB BLACK

Measurem.

Code FTS1900061
 Name A.39 SHARP D+IND 1184 LB 34 400K ND BCO + COVER 2X4 OPT. LB BLACK


Luminaire Flux	4718.84 lm	Luminaire Power	53.00 W	Efficacy	89.03 lm/W	Efficiency	100.00%
Sources Flux	4718.84 lm	Maximum value	908.98 cd/klm	Position	C=0.00 G=0.00	CG	Double Symmetrical
Rectangular Luminaire		Length	1184 mm	Width	40 mm	Height	111 mm
Rectangular Luminous Area		Length	296 mm	Width	37 mm	Height	0 mm
Horizontal Luminous Area		0.010952 m ²		Emitting area on Plane 180°		0.000000 m ²	
Emitting area on Plane 0°		0.000000 m ²		Emitting area on Plane 270°		0.000000 m ²	
Emitting area on Plane 90°		0.000000 m ²		Glare area at 76°		0.002650 m ²	
Coordinate system		CG		Symmetry Type		Double Symmetrical	
Date		16-02-2017		Maximum Gamma Angle		180	
Measurement Distance		0.00		Measurement Flux		4718.84 lm	

LED Flux=5957,9lm LED Power=44W Eff=79% EfcLed=135lm/W EfcLum=89lm/W Ra=90 SDCM=2 L90(20K)=118000h

C.I.E. 99 100 100 35 100
 F UTE --

D DIN 5040
 B NBN
 D62
 BZ 1

1184mm x 40mm



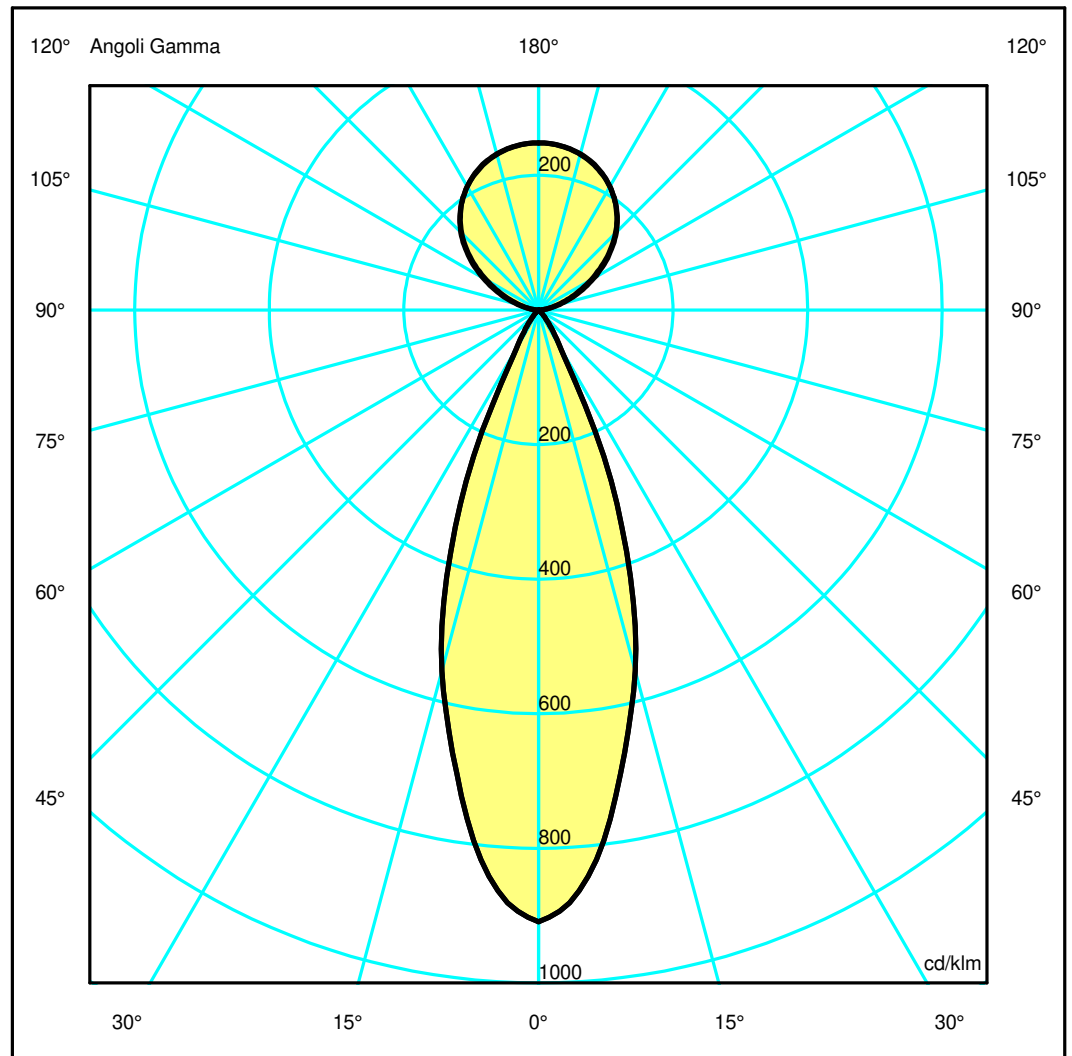
Semipiani C

180.0 — 0.0
 270.0 — 90.0

ULOR 65.45 %

DLOR 34.55 %

RN 65.45 %



Luminaire

Code BH12501+BH16004
 Name A.39 SHARP D+IND 1184 LB 34 400K ND BCO + COVER 2X4 OPT. LB BLACK

Measurerm.

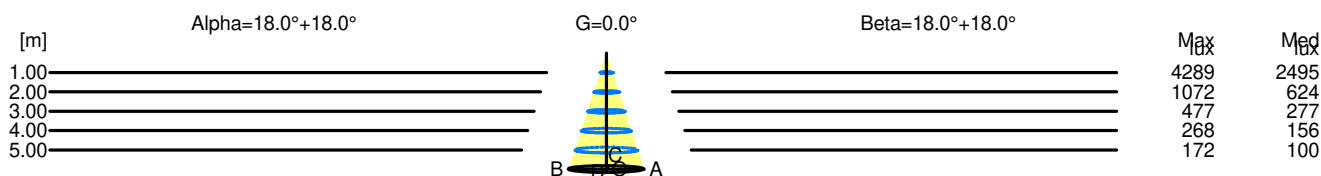
Code FTS1900061
 Name A.39 SHARP D+IND 1184 LB 34 400K ND BCO + COVER 2X4 OPT. LB BLACK

Luminaire Flux	4718.84 lm	Luminaire Power	53.00 W	Efficacy	89.03 lm/W	Efficiency	100.00%
Sources Flux	4718.84 lm	Maximum value	908.98 cd/klm	Position	C=0.00 G=0.00	CG	Double Symmetrical
Rectangular Luminaire		Length	1184 mm	Width	40 mm	Height	111 mm
Rectangular Luminous Area		Length	296 mm	Width	37 mm	Height	0 mm
Horizontal Luminous Area		0.010952 m2		Emitting area on Plane 180°		0.000000 m2	
Emitting area on Plane 0°		0.000000 m2		Emitting area on Plane 270°		0.000000 m2	
Emitting area on Plane 90°		0.000000 m2		Glare area at 76°		0.002650 m2	
Coordinate system		CG		Symmetry Type		Double Symmetrical	
Date		16-02-2017		Maximum Gamma Angle		180	
Measurement Distance		0.00		Measurement Flux		4718.84 lm	
LED Flux=5957,9lm LED Power=44W Eff=79% EfcLed=135lm/W EfcLum=89lm/W Ra=90 SDCM=2 L90(20K)=118000h							
C.I.E.	99 100 100 35 100			D DIN 5040	D62		
F UTE	--			B NBN	BZ 1		

Width at 50.00 % of Max Intensity

H[m]	1.00	2.00	3.00	4.00	5.00	H[m]	1.00	2.00	3.00	4.00	5.00
OA	0.33	0.65	0.98	1.30	1.63	OC	0.33	0.65	0.98	1.30	1.63
OB	0.33	0.65	0.98	1.30	1.63	OD	0.33	0.65	0.98	1.30	1.63

	Luminous Intensities [cd/klm]									
	0	5	15	25	35	45	55	65	75	85
OA	4289.35	3984.60	2620.13	934.07	158.81	31.99	3.76	0.52	0.00	0.00
OB	4289.35	3984.60	2620.13	934.07	158.81	31.99	3.76	0.52	0.00	0.00
OC	4289.35	3984.60	2620.13	934.07	158.81	31.99	3.76	0.52	0.00	0.00
OD	4289.35	3984.60	2620.13	934.07	158.81	31.99	3.76	0.52	0.00	0.00



H[m]	D[m]	Max lux	Med lux	Alpha=18.0°+18.0°	G=0.0
1.00	0.65	4289	2495		
2.00	1.30	1072	624		
3.00	1.95	477	277		
4.00	2.60	268	156		
5.00	3.25	172	100		

H[m]	D[m]	Max lux	Med lux	Beta=18.0°+18.0°	G=0.0
1.00	0.65	4289	2495		
2.00	1.30	1072	624		
3.00	1.95	477	277		
4.00	2.60	268	156		
5.00	3.25	172	100		