

## Luminaire

Code BH12801+BH16004  
 Name A.39 SHARP D+IND 1184 LB 54 300K ND BCO + COVER 2X4 OPT. LB BLACK

## Measurement

Code FTS1900049-A  
 Name A.39 SHARP D+IND 1184 LB 54 300K ND BCO + COVER 2X4 OPT. LB BLACK

Luminaire Flux	4634 lm	Luminaire Power	53.0 W	Efficacy	87.434 lm/W	Efficiency	100.00%
Source Flux	4634 lm	Maximum value	481.45 cd/klm	Position	C=0.00 G=0.00	CG	Double Symmetrical
Rectangular Luminaire		Length	1184 mm	Width	40 mm	Height	111 mm
Rectangular Luminous Area		Length	296 mm	Width	37 mm	Height	0 mm
Horizontal Luminous Area		0.010952 m <sup>2</sup>		Emitting area on Plane 180°		0.000000 m <sup>2</sup>	
Emitting area on Plane 0°		0.000000 m <sup>2</sup>		Emitting area on Plane 270°		0.000000 m <sup>2</sup>	
Emitting area on Plane 90°		0.000000 m <sup>2</sup>		Glare area at 76°		0.002650 m <sup>2</sup>	
Coordinate system		CG		Symmetry Type		Double Symmetrical	
Date		21-11-2023		Maximum Gamma Angle		180	
Measurement Distance		0.00		Measurement Flux		4634 lm	


LED Flux=5884lm LED Power=42W Eff=79% EfcLed=140lm/W EfcLum=87lm/W CCT=3000K Ra=90 R9=50 SDCM=2 L70(17k)=102000h

C.I.E. 99 100 100 34 100  
 F UTE --

D DIN 5040  
 B NBN

D62  
 BZ 1

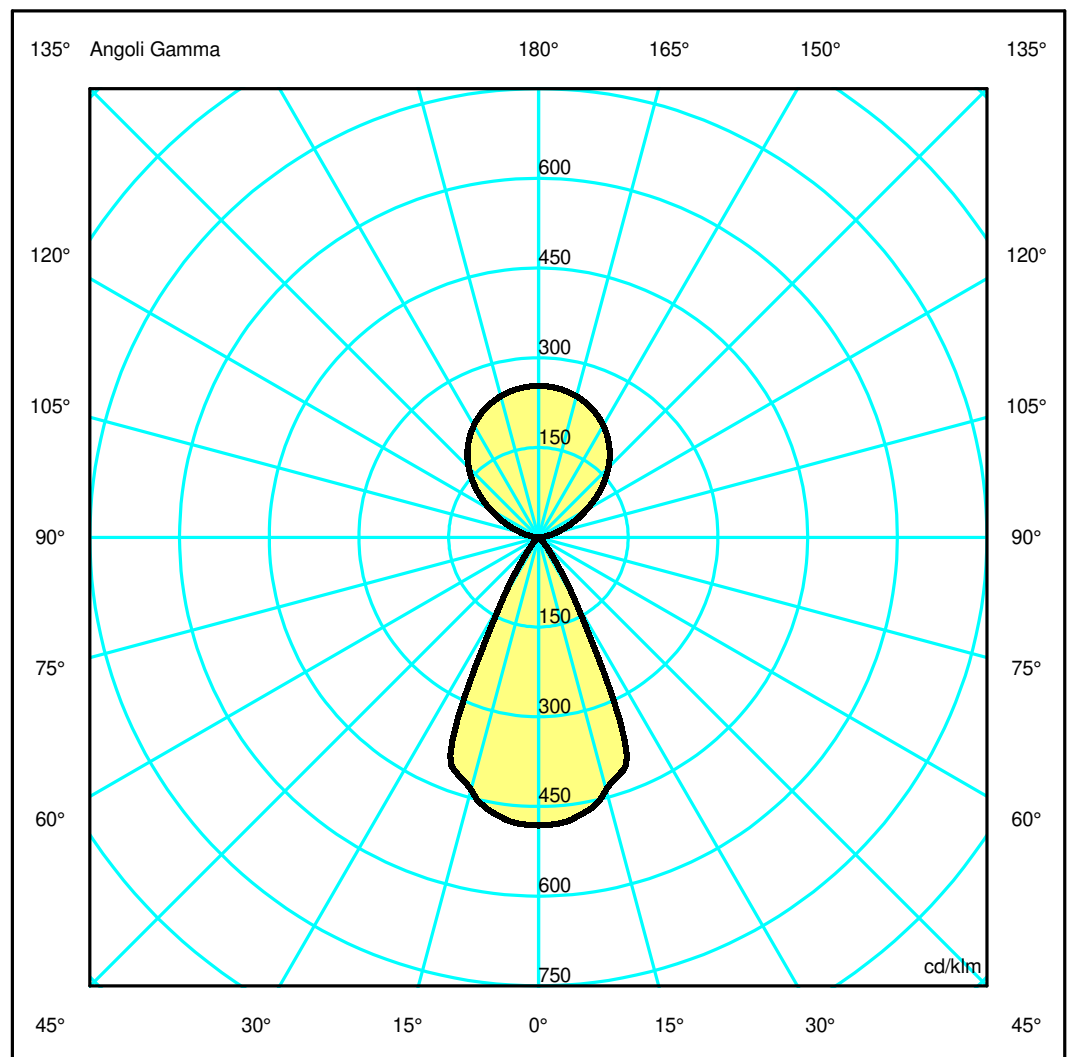
1184mm x 40mm



Semipiani C

180.0 — 0.0  
 270.0 — 90.0

ULOR 66.35 %  
 DLOR 33.65 %  
 RN 66.35 %



## Luminaire

Code BH12801+BH16004  
 Name A.39 SHARP D+IND 1184 LB 54 300K ND BCO + COVER 2X4 OPT. LB BLACK

## Measurerm.

Code FTS1900049-A  
 Name A.39 SHARP D+IND 1184 LB 54 300K ND BCO + COVER 2X4 OPT. LB BLACK

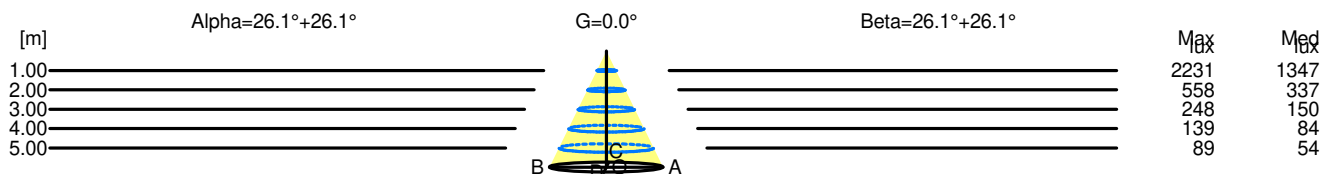
Luminaire Flux	4634 lm	Luminaire Power	53.0 W	Efficacy	87.434 lm/W	Efficiency	100.00%
Source Flux	4634 lm	Maximum value	481.45 cd/klm	Position	C=0.00 G=0.00	CG	Double Symmetrical
Rectangular Luminaire		Length	1184 mm	Width	40 mm	Height	111 mm
Rectangular Luminous Area		Length	296 mm	Width	37 mm	Height	0 mm
Horizontal Luminous Area		0.010952 m2		Emitting area on Plane 180°		0.000000 m2	
Emitting area on Plane 0°		0.000000 m2		Emitting area on Plane 270°		0.000000 m2	
Emitting area on Plane 90°		0.000000 m2		Glare area at 76°		0.002650 m2	
Coordinate system		CG		Symmetry Type		Double Symmetrical	
Date		21-11-2023		Maximum Gamma Angle		180	
Measurement Distance		0.00		Measurement Flux		4634 lm	
LED Flux=5884lm LED Power=42W Eff=79% EfcLed=140lm/W EfcLum=87lm/W CCT=3000K Ra=90 R9=50 SDCM=2 L70(17k)=102000h							
C.I.E.	99 100 100 34 100			D DIN 5040	D62		
F UTE	--			B NBN	BZ 1		

### Width at 50.00 % of Max Intensity

H[m]	1.00	2.00	3.00	4.00	5.00	H[m]	1.00	2.00	3.00	4.00	5.00
OA	0.49	0.98	1.47	1.96	2.44	OC	0.49	0.98	1.47	1.96	2.44
OB	0.49	0.98	1.47	1.96	2.44	OD	0.49	0.98	1.47	1.96	2.44

### Luminous Intensities [ cd/klm]

	0	5	15	25	35	45	55	65	75	85
OA	2231.04	2215.00	2022.44	1345.26	238.20	34.75	2.71	0.00	0.00	0.00
OB	2231.04	2215.00	2022.44	1345.26	238.20	34.75	2.71	0.00	0.00	0.00
OC	2231.04	2215.00	2022.44	1345.26	238.20	34.75	2.71	0.00	0.00	0.00
OD	2231.04	2215.00	2022.44	1345.26	238.20	34.75	2.71	0.00	0.00	0.00



H[m]	D[m]	Max lux	Med lux	Alpha=26.1°+26.1°	G=0.0
1.00	0.98	2231	1347		
2.00	1.96	558	337		
3.00	2.93	248	150		
4.00	3.91	139	84		
5.00	4.89	89	54		

H[m]	D[m]	Max lux	Med lux	Beta=26.1°+26.1°	G=0.0
1.00	0.98	2231	1347		
2.00	1.96	558	337		
3.00	2.93	248	150		
4.00	3.91	139	84		
5.00	4.89	89	54		