

Luminaire

Code BH13101+BH16004
 Name A.39 SHARP D+IND 1184 LB 54 400K DM BCO + COVER 2X4 OPT. LB BLACK

Measurerm.

Code FTS1900067
 Name A.39 SHARP D+IND 1184 LB 54 400K DM BCO + COVER 2X4 OPT. LB BLACK

Luminaire Flux	4757.03 lm	Luminaire Power	53.00 W	Efficacy	89.76 lm/W	Efficiency	100.00%
Sources Flux	4757.03 lm	Maximum value	501.92 cd/klm	Position	C=0.00 G=0.00	CG	Double Symmetrical
Rectangular Luminaire		Length	1184 mm	Width	40 mm	Height	111 mm
Rectangular Luminous Area		Length	296 mm	Width	37 mm	Height	0 mm
Horizontal Luminous Area		0.010952 m ²		Emitting area on Plane 180°		0.000000 m ²	
Emitting area on Plane 0°		0.000000 m ²		Emitting area on Plane 270°		0.000000 m ²	
Emitting area on Plane 90°		0.000000 m ²		Glare area at 76°		0.002650 m ²	
Coordinate system		CG		Symmetry Type		Double Symmetrical	
Date		17-07-2017		Maximum Gamma Angle		180	
Measurement Distance		0.00		Measurement Flux		4757.03 lm	


LED Flux=5957,9lm LED Power=44W Eff=80% EfcLed=135lm/W EfcLum=90lm/W Ra=90 SDCM=2 L90(20K)=118000h

C.I.E. 99 100 100 35 100
 F UTE --

D DIN 5040
 B NBN

D62
 BZ 1

1184mm x 40mm



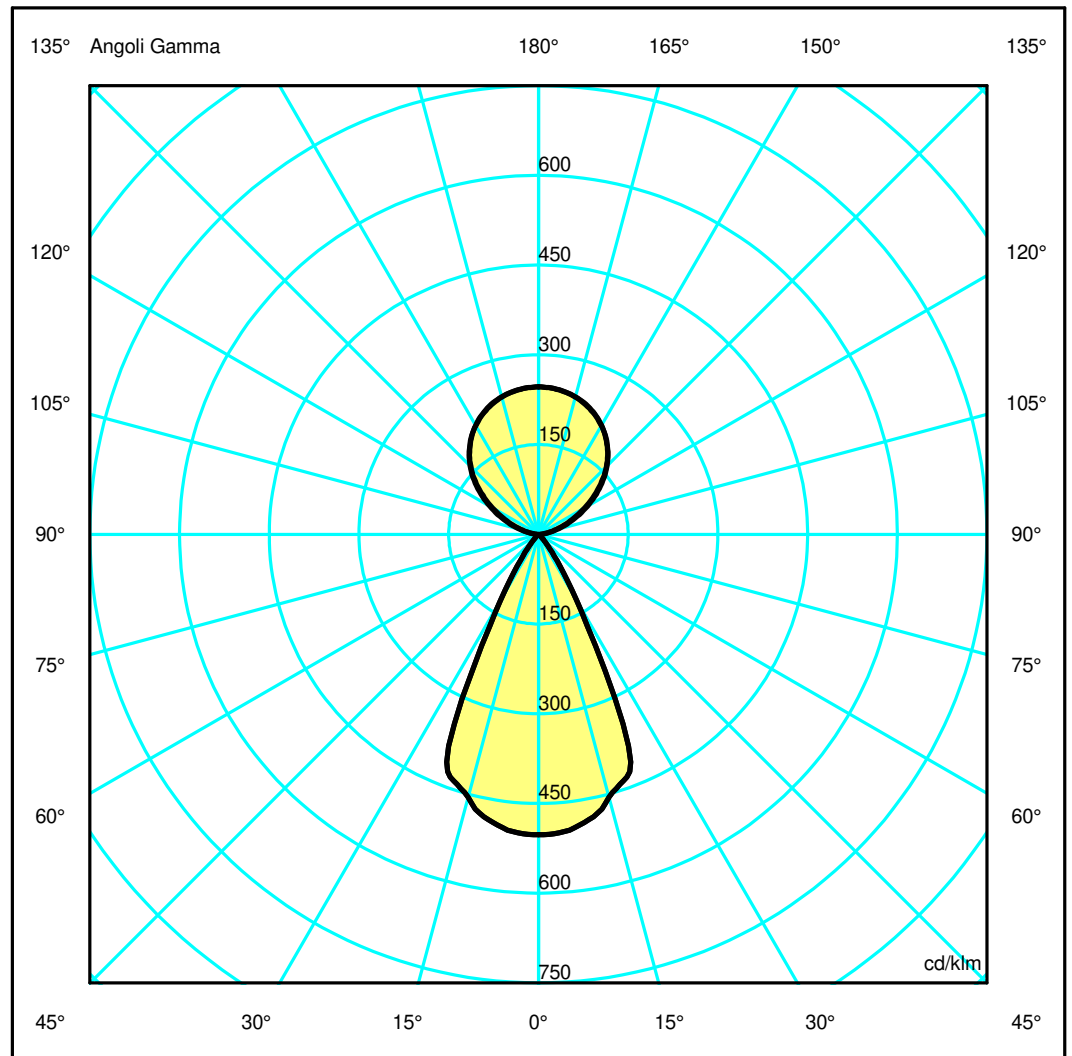
Semipiani C

180.0 — 0.0
 270.0 — 90.0

ULOR 64.92 %

DLOR 35.08 %

RN 64.92 %



Luminaire

Code BH13101+BH16004
Name A.39 SHARP D+IND 1184 LB 54 400K DM BCO + COVER 2X4 OPT. LB BLACK

Measurerm.

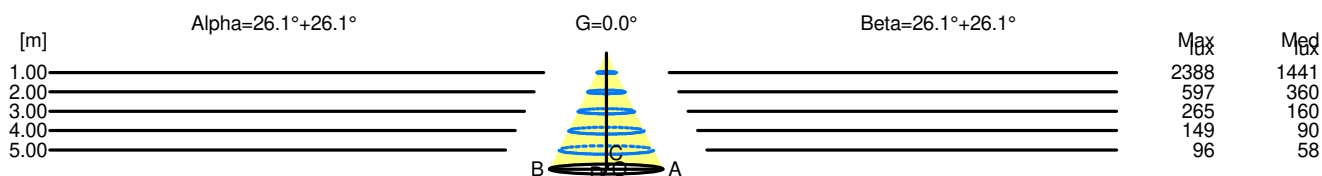
Code FTS1900067
Name A.39 SHARP D+IND 1184 LB 54 400K DM BCO + COVER 2X4 OPT. LB BLACK

Luminaire Flux	4757.03 lm	Luminaire Power	53.00 W	Efficacy	89.76 lm/W	Efficiency	100.00%
Sources Flux	4757.03 lm	Maximum value	501.92 cd/klm	Position	C=0.00 G=0.00	CG	Double Symmetrical
Rectangular Luminaire		Length	1184 mm	Width	40 mm	Height	111 mm
Rectangular Luminous Area		Length	296 mm	Width	37 mm	Height	0 mm
Horizontal Luminous Area		0.010952 m2		Emitting area on Plane 180°		0.000000 m2	
Emitting area on Plane 0°		0.000000 m2		Emitting area on Plane 270°		0.000000 m2	
Emitting area on Plane 90°		0.000000 m2		Glare area at 76°		0.002650 m2	
Coordinate system		CG		Symmetry Type		Double Symmetrical	
Date		17-07-2017		Maximum Gamma Angle		180	
Measurement Distance		0.00		Measurement Flux		4757.03 lm	
LED Flux=5957,9lm LED Power=44W Eff=80% EfcLed=135lm/W EfcLum=90lm/W Ra=90 SDCM=2 L90(20K)=118000h							
C.I.E.	99 100 100 35 100			D DIN 5040	D62		
F UTE	--			B NBN	BZ 1		

Width at 50.00 % of Max Intensity

H[m]	1.00	2.00	3.00	4.00	5.00	H[m]	1.00	2.00	3.00	4.00	5.00
OA	0.49	0.98	1.47	1.96	2.44	OC	0.49	0.98	1.47	1.96	2.44
OB	0.49	0.98	1.47	1.96	2.44	OD	0.49	0.98	1.47	1.96	2.44

	Luminous Intensities [cd/klm]									
	0	5	15	25	35	45	55	65	75	85
OA	2387.65	2370.49	2164.42	1439.70	254.92	37.18	2.90	0.00	0.00	0.00
OB	2387.65	2370.49	2164.42	1439.70	254.92	37.18	2.90	0.00	0.00	0.00
OC	2387.65	2370.49	2164.42	1439.70	254.92	37.18	2.90	0.00	0.00	0.00
OD	2387.65	2370.49	2164.42	1439.70	254.92	37.18	2.90	0.00	0.00	0.00



H[m]	D[m]	Max lux	Med lux	Alpha=26.1°+26.1°	G=0.0
1.00	0.98	2388	1441		
2.00	1.96	597	360		
3.00	2.93	265	160		
4.00	3.91	149	90		
5.00	4.89	96	58		

H[m]	D[m]	Max lux	Med lux	Beta=26.1°+26.1°	G=0.0
1.00	0.98	2388	1441		
2.00	1.96	597	360		
3.00	2.93	265	160		
4.00	3.91	149	90		
5.00	4.89	96	58		