

## Luminaire

Code BH22501+BH16204  
 Name A.39 RCS TRIM SHARP 2368 LB XF 940 BCO + 4X4 OPT. LB BLACK

## Measurem.

Code FTS1900645  
 Name A.39 RCS TRIM SHARP 2368 LB XF 940 BCO + 4X4 OPT. LB BLACK

Luminaire Flux	3337.13 lm	Luminaire Power	44.00 W	Efficacy	75.84 lm/W	Efficiency	100.00%
Sources Flux	3337.13 lm	Maximum value	1430.97 cd/klm	Position	C=0.00 G=0.00	CG	Rotosymmetrical
Rectangular Luminaire		Length	2368 mm	Width	40 mm	Height	111 mm
Rectangular Luminous Area		Length	592 mm	Width	37 mm	Height	0 mm
Horizontal Luminous Area		0.021904 m <sup>2</sup>		Emitting area on Plane 180°		0.000000 m <sup>2</sup>	
Emitting area on Plane 0°		0.000000 m <sup>2</sup>		Emitting area on Plane 270°		0.000000 m <sup>2</sup>	
Emitting area on Plane 90°		0.000000 m <sup>2</sup>		Glare area at 76°		0.005299 m <sup>2</sup>	
Coordinate system		CG		Symmetry Type		Rotosymmetrical	
Date		17-07-2017		Maximum Gamma Angle		180	
Measurement Distance		0.00		Measurement Flux		3337.13 lm	


LED Flux=4658,2lm LED Power=44W Eff=72% EfcLed=106lm/W EfcLum=76lm/W Ra=90 SDCM=2 L90(20K)=118000h

C.I.E. 99 100 100 100 100  
 F UTE --

D DIN 5040  
 B NBN

A60  
 BZ 1

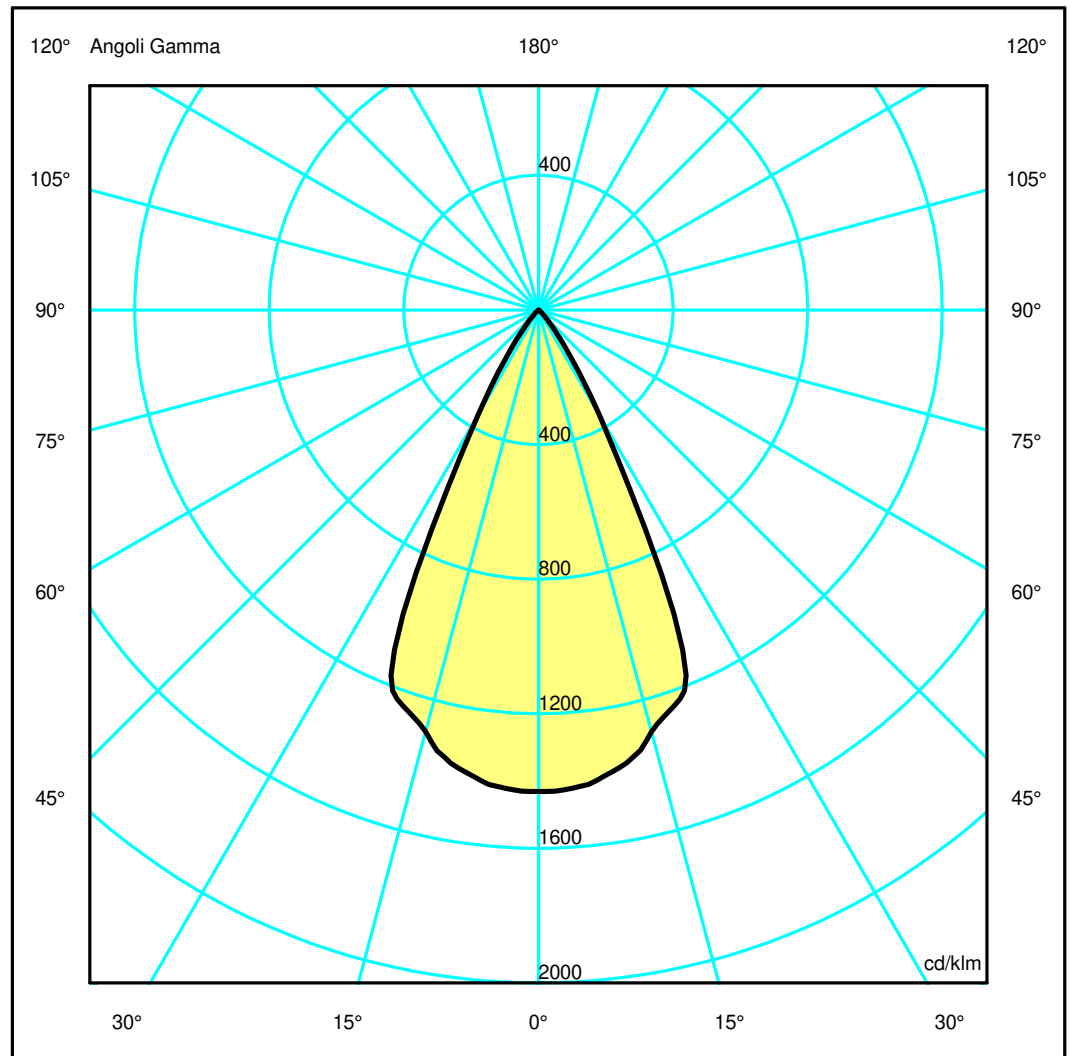
2368mm x 40mm



Semipiani C

180.0 ——— 0.0

ULOR 0.00 %  
 DLOR 100.00 %  
 RN 0.00 %



## Luminaire

Code BH22501+BH16204  
 Name A.39 RCS TRIM SHARP 2368 LB XF 940 BCO + 4X4 OPT. LB BLACK

## Measurerm.

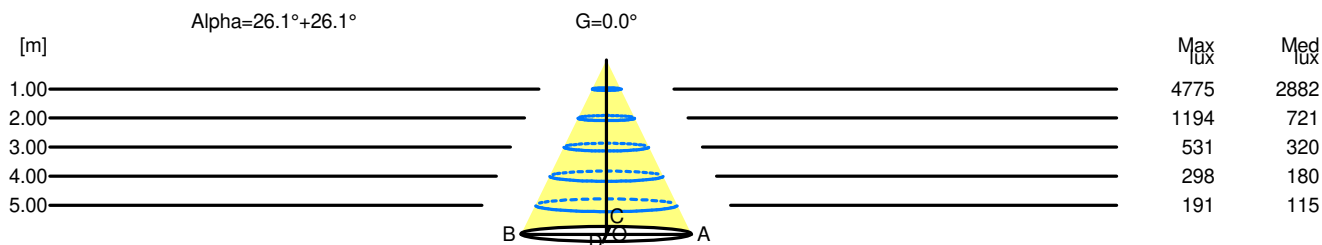
Code FTS1900645  
 Name A.39 RCS TRIM SHARP 2368 LB XF 940 BCO + 4X4 OPT. LB BLACK

Luminaire Flux	3337.13 lm	Luminaire Power	44.00 W	Efficacy	75.84 lm/W	Efficiency	100.00%
Sources Flux	3337.13 lm	Maximum value	1430.97 cd/klm	Position	C=0.00 G=0.00	CG	Rotosymmetrical
Rectangular Luminaire		Length	2368 mm	Width	40 mm	Height	111 mm
Rectangular Luminous Area		Length	592 mm	Width	37 mm	Height	0 mm
Horizontal Luminous Area	0.021904 m2			Emitting area on Plane 180°	0.000000 m2		
Emitting area on Plane 0°	0.000000 m2			Emitting area on Plane 270°	0.000000 m2		
Emitting area on Plane 90°	0.000000 m2			Glare area at 76°	0.005299 m2		
Coordinate system	CG			Symmetry Type	Rotosymmetrical		
Date	17-07-2017			Maximum Gamma Angle	180		
Measurement Distance	0.00			Measurement Flux	3337.13 lm		
LED Flux=4658,2lm LED Power=44W Eff=72% EfcLed=106lm/W EfcLum=76lm/W Ra=90 SDCM=2 L90(20K)=118000h							
C.I.E.	99 100 100 100 100			D DIN 5040	A60		
F UTE	--			B NBN	BZ 1		

Width at 50.00 % of Max Intensity

H[m]	1.00	2.00	3.00	4.00	5.00	H[m]	1.00	2.00	3.00	4.00	5.00
OA	0.49	0.98	1.47	1.96	2.44	OC	0.49	0.98	1.47	1.96	2.44
OB	0.49	0.98	1.47	1.96	2.44	OD	0.49	0.98	1.47	1.96	2.44

	Luminous Intensities [ cd/klm]									
	0	5	15	25	35	45	55	65	75	85
OA	4775.32	4740.99	4328.85	2879.40	509.83	74.37	5.79	0.00	0.00	0.00
OB	4775.32	4740.99	4328.85	2879.40	509.83	74.37	5.79	0.00	0.00	0.00
OC	4775.32	4740.99	4328.85	2879.40	509.83	74.37	5.79	0.00	0.00	0.00
OD	4775.32	4740.99	4328.85	2879.40	509.83	74.37	5.79	0.00	0.00	0.00



H[m]	D[m]	Max lux	Med lux	Alpha=26.1°+26.1°	G=0.0
1.00	0.98	4775	2882		
2.00	1.96	1194	721		
3.00	2.93	531	320		
4.00	3.91	298	180		
5.00	4.89	191	115		