

## Luminaire

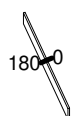
Code BH23201+BH16301  
 Name A.39 RCS TRIM SHARP 2368 HB F 930 BCO + 6X4 OPT. HB WHITE

## Measurement

Code FTS1900749  
 Name A.39 RCS TRIM SHARP 2368 HB F 930 BCO + 6X4 OPT. HB WHITE

|  |                   |                             |                 |                             |               |                            |                 |
|--|-------------------|-----------------------------|-----------------|-----------------------------|---------------|----------------------------|-----------------|
| Luminaire Flux   | 4627.18 lm        | Luminaire Power             | 66.00 W         | Efficacy                    | 70.11 lm/W    | Efficiency                 | 100.00%         |
| Sources Flux   | 4627.18 lm        | Maximum value               | 2570.73 cd/klm  | Position                    | C=0.00 G=0.00 | CG                         | Rotosymmetrical |
| Rectangular Luminaire  | Length            | 2368 mm                     | Width           | 40 mm                       | Height        | 111 mm                     |                 |
| Rectangular Luminous Area  | Length            | 888 mm                      | Width           | 37 mm                       | Height        | 0 mm                       |                 |
| Horizontal Luminous Area   | 0.032856 m2       | Emitting area on Plane 180° | 0.000000 m2     | Emitting area on Plane 270° | 0.000000 m2   | Emitting area on Plane 90° | 0.007949 m2     |
| Coordinate system  | CG                | Symmetry Type               | Rotosymmetrical | Maximum Gamma Angle         | 180           | Measurement Distance       | 4627.18 lm      |
| Date   | 16-02-2017        | Measurement Flux            | 4627.18 lm      |                             |               |                            |                 |
| LED Flux=6529,09lm LED Power=66W Eff=71% EfcLed=99lm/W EfcLum=70lm/W Ra=90 SDCM=2 L90(20K)=118000h |                   |                             |                 |                             |               |                            |                 |
| C.I.E.   | 97 99 100 100 100 | D DIN 5040                  | A60             |                             |               |                            |                 |
| F UTE  | --                | B NBN                       | BZ 1            |                             |               |                            |                 |

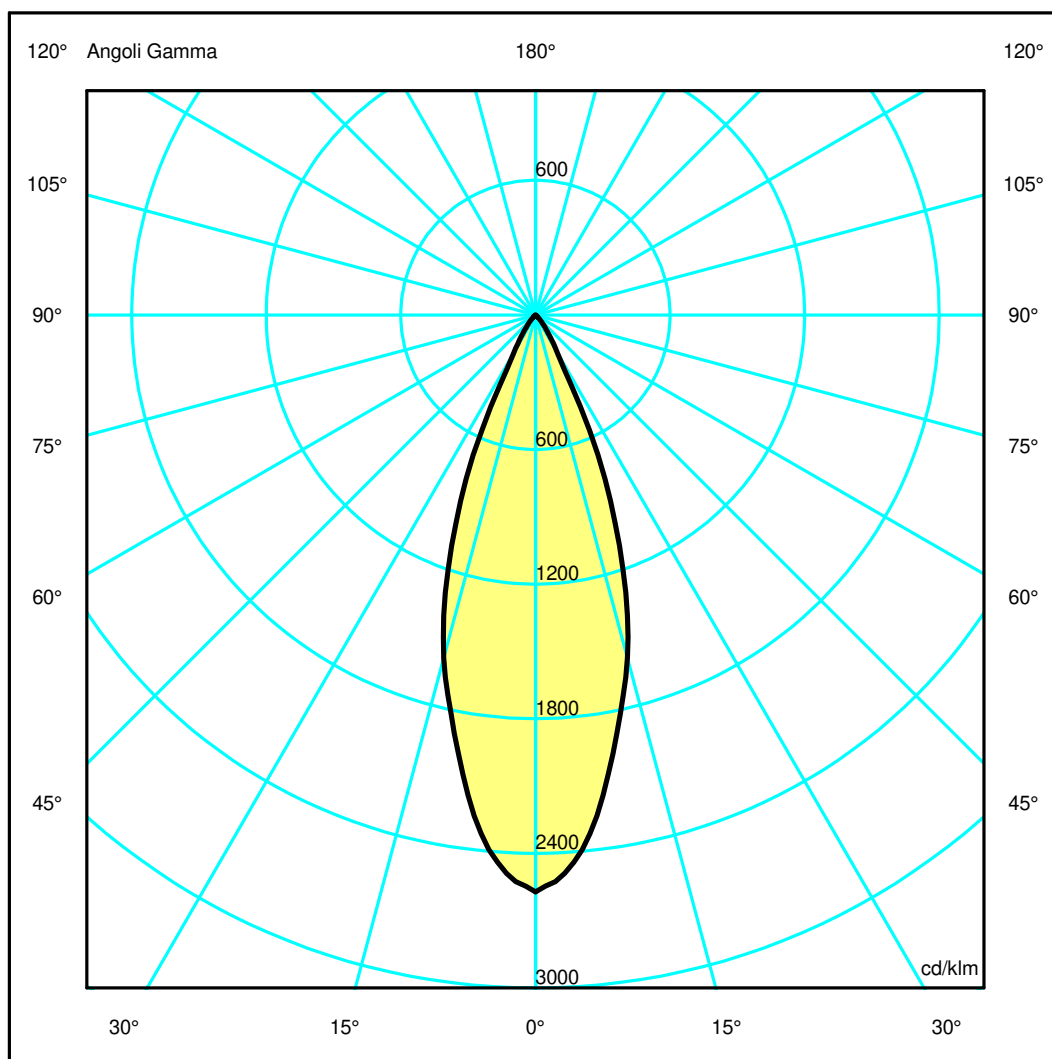
2368mm x 40mm



Semipiani C

180.0 ——— 0.0

ULOR 0.00 %  
 DLOR 100.00 %  
 RN 0.00 %



## Luminaire

Code BH23201+BH16301  
 Name A.39 RCS TRIM SHARP 2368 HB F 930 BCO + 6X4 OPT. HB WHITE

## Measurerm.

Code FTS1900749  
 Name A.39 RCS TRIM SHARP 2368 HB F 930 BCO + 6X4 OPT. HB WHITE

|                            |            |                 |                |                             |               |                 |                 |
|----------------------------|------------|-----------------|----------------|-----------------------------|---------------|-----------------|-----------------|
| Luminaire Flux             | 4627.18 lm | Luminaire Power | 66.00 W        | Efficacy                    | 70.11 lm/W    | Efficiency      | 100.00%         |
| Sources Flux               | 4627.18 lm | Maximum value   | 2570.73 cd/klm | Position                    | C=0.00 G=0.00 | CG              | Rotosymmetrical |
| Rectangular Luminaire      |            | Length          | 2368 mm        | Width                       | 40 mm         | Height          | 111 mm          |
| Rectangular Luminous Area  |            | Length          | 888 mm         | Width                       | 37 mm         | Height          | 0 mm            |
| Horizontal Luminous Area   |            | 0.032856 m2     |                | Emitting area on Plane 180° |               | 0.000000 m2     |                 |
| Emitting area on Plane 0°  |            | 0.000000 m2     |                | Emitting area on Plane 270° |               | 0.000000 m2     |                 |
| Emitting area on Plane 90° |            | 0.000000 m2     |                | Glare area at 76°           |               | 0.007949 m2     |                 |
| Coordinate system          |            | CG              |                | Symmetry Type               |               | Rotosymmetrical |                 |
| Date                       |            | 16-02-2017      |                | Maximum Gamma Angle         |               | 180             |                 |
| Measurement Distance       |            | 0.00            |                | Measurement Flux            |               | 4627.18 lm      |                 |

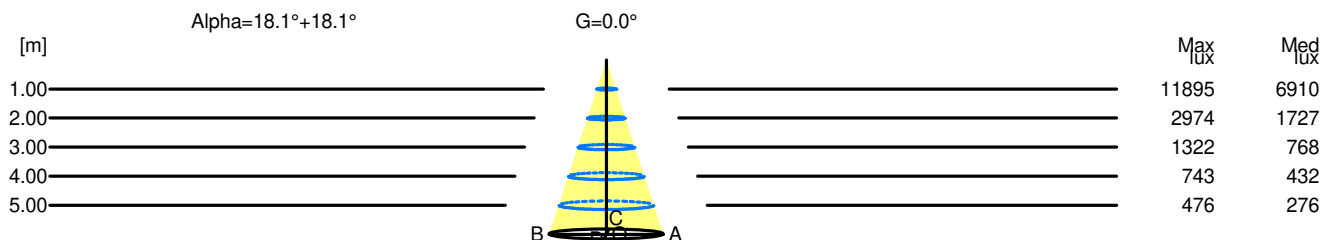
LED Flux=6529,09lm LED Power=66W Eff=71% EfcLed=99lm/W EfcLum=70lm/W Ra=90 SDCM=2 L90(20K)=118000h

|        |                   |            |      |
|--------|-------------------|------------|------|
| C.I.E. | 97 99 100 100 100 | D DIN 5040 | A60  |
| F UTE  | --                | B NBN      | BZ 1 |

Width at 50.00 % of Max Intensity

| H[m] | 1.00 | 2.00 | 3.00 | 4.00 | 5.00 | H[m] | 1.00 | 2.00 | 3.00 | 4.00 | 5.00 |
|------|------|------|------|------|------|------|------|------|------|------|------|
| OA   | 0.33 | 0.66 | 0.98 | 1.31 | 1.64 | OC   | 0.33 | 0.66 | 0.98 | 1.31 | 1.64 |
| OB   | 0.33 | 0.66 | 0.98 | 1.31 | 1.64 | OD   | 0.33 | 0.66 | 0.98 | 1.31 | 1.64 |

|    | Luminous Intensities [ cd/klm ] |          |         |         |        |        |       |       |      |      |
|----|---------------------------------|----------|---------|---------|--------|--------|-------|-------|------|------|
|    | 0                               | 5        | 15      | 25      | 35     | 45     | 55    | 65    | 75   | 85   |
| OA | 11895.25                        | 11064.79 | 7318.68 | 2632.11 | 464.46 | 109.56 | 28.43 | 15.36 | 9.93 | 3.89 |
| OB | 11895.25                        | 11064.79 | 7318.68 | 2632.11 | 464.46 | 109.56 | 28.43 | 15.36 | 9.93 | 3.89 |
| OC | 11895.25                        | 11064.79 | 7318.68 | 2632.11 | 464.46 | 109.56 | 28.43 | 15.36 | 9.93 | 3.89 |
| OD | 11895.25                        | 11064.79 | 7318.68 | 2632.11 | 464.46 | 109.56 | 28.43 | 15.36 | 9.93 | 3.89 |



| H[m] | D[m] | Max lux | Med lux | Alpha=18.1°+18.1° | G=0.0 |
|------|------|---------|---------|-------------------|-------|
| 1.00 | 0.66 | 11895   | 6910    |                   |       |
| 2.00 | 1.31 | 2974    | 1727    |                   |       |
| 3.00 | 1.97 | 1322    | 768     |                   |       |
| 4.00 | 2.62 | 743     | 432     |                   |       |
| 5.00 | 3.28 | 476     | 276     |                   |       |