

## Luminaire

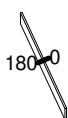
Code BH26201+BH16204  
 Name A.39 RCS TLESS SHARP 2368 LB F 930 + 4X4 OPT. LB BLACK

## Measurem.

Code FTS1900629  
 Name A.39 RCS TLESS SHARP 2368 LB F 930 + 4X4 OPT. LB BLACK

Luminaire Flux	3046.96 lm	Luminaire Power	44.00 W	Efficacy	69.25 lm/W	Efficiency	100.00%
Sources Flux	3046.96 lm	Maximum value	2630.91 cd/klm	Position	C=0.00 G=0.00	CG	Rotosymmetrical
Rectangular Luminaire		Length	2368 mm	Width	40 mm	Height	111 mm
Rectangular Luminous Area		Length	592 mm	Width	37 mm	Height	0 mm
Horizontal Luminous Area		0.021904 m2		Emitting area on Plane 180°		0.000000 m2	
Emitting area on Plane 0°		0.000000 m2		Emitting area on Plane 270°		0.000000 m2	
Emitting area on Plane 90°		0.000000 m2		Glare area at 76°		0.005299 m2	
Coordinate system		CG		Symmetry Type		Rotosymmetrical	
Date		16-02-2017		Maximum Gamma Angle		180	
Measurement Distance		0.00		Measurement Flux		3046.96 lm	
LED Flux=4352,8lm LED Power=44W Eff=70% EfcLed=99lm/W EfcLum=69lm/W Ra=90 SDCM=2 L90(20K)=118000h							
C.I.E.	99	100	100	100	D DIN 5040	A60	
F UTE	--				B NBN	BZ 1	

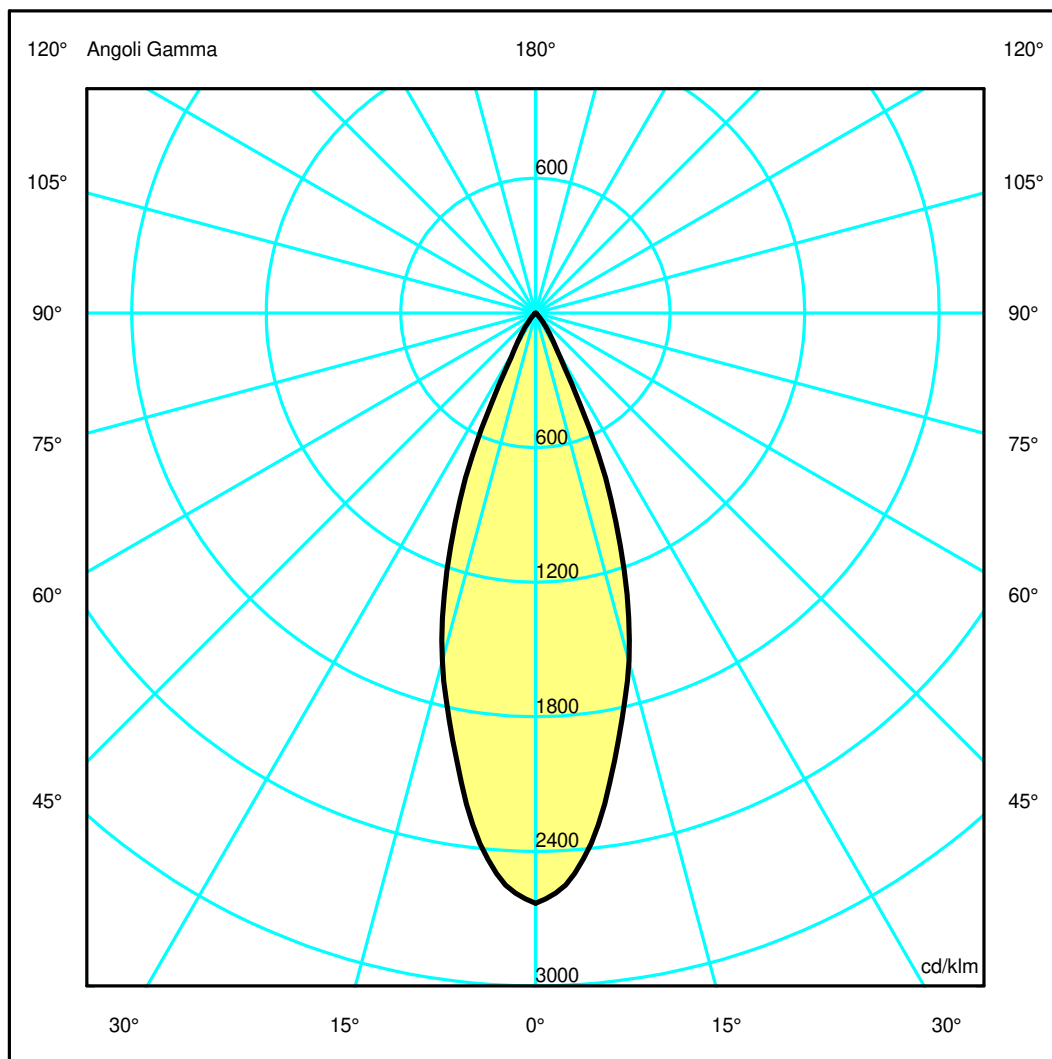
2368mm x 40mm



Semipiani C

180.0 ——— 0.0

ULOR 0.00 %  
 DLOR 100.00 %  
 RN 0.00 %



## Luminaire

Code BH26201+BH16204  
Name A.39 RCS TLESS SHARP 2368 LB F 930 + 4X4 OPT. LB BLACK

## Measurem.

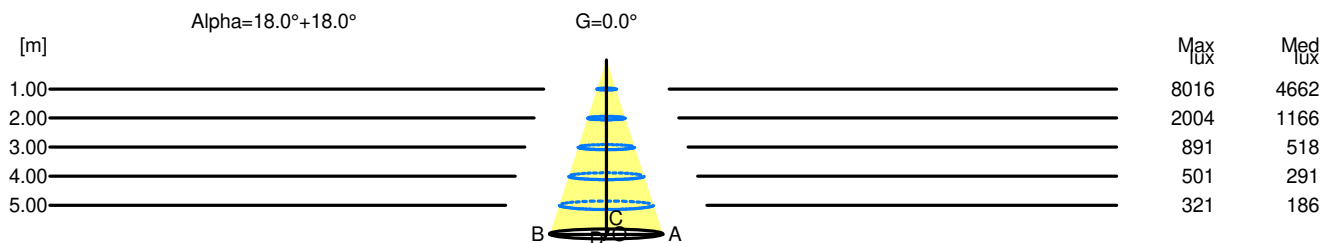
Code FTS1900629  
Name A.39 RCS TLESS SHARP 2368 LB F 930 + 4X4 OPT. LB BLACK

Luminaire Flux	3046.96 lm	Luminaire Power	44.00 W	Efficacy	69.25 lm/W	Efficiency	100.00%
Sources Flux	3046.96 lm	Maximum value	2630.91 cd/klm	Position	C=0.00 G=0.00	CG	Rotosymmetrical
Rectangular Luminaire		Length	2368 mm	Width	40 mm	Height	111 mm
Rectangular Luminous Area		Length	592 mm	Width	37 mm	Height	0 mm
Horizontal Luminous Area		0.021904 m <sup>2</sup>		Emitting area on Plane 180°		0.000000 m <sup>2</sup>	
Emitting area on Plane 0°		0.000000 m <sup>2</sup>		Emitting area on Plane 270°		0.000000 m <sup>2</sup>	
Emitting area on Plane 90°		0.000000 m <sup>2</sup>		Glare area at 76°		0.005299 m <sup>2</sup>	
Coordinate system		CG		Symmetry Type		Rotosymmetrical	
Date		16-02-2017		Maximum Gamma Angle		180	
Measurement Distance		0.00		Measurement Flux		3046.96 lm	
LED Flux=4352,8lm LED Power=44W Eff=70% EfcLed=99lm/W EfcLum=69lm/W Ra=90 SDCM=2 L90(20K)=118000h							
C.I.E.	99 100 100 100 100			D DIN 5040	A60		
F UTE	--			B NBN	BZ 1		

Width at 50.00 % of Max Intensity

H[m]	1.00	2.00	3.00	4.00	5.00	H[m]	1.00	2.00	3.00	4.00	5.00
OA	0.33	0.65	0.98	1.30	1.63	OC	0.33	0.65	0.98	1.30	1.63
OB	0.33	0.65	0.98	1.30	1.63	OD	0.33	0.65	0.98	1.30	1.63

	Luminous Intensities [ cd/klm ]									
	0	5	15	25	35	45	55	65	75	85
OA	8016.27	7446.72	4896.71	1745.66	296.79	59.79	7.03	0.97	0.00	0.00
OB	8016.27	7446.72	4896.71	1745.66	296.79	59.79	7.03	0.97	0.00	0.00
OC	8016.27	7446.72	4896.71	1745.66	296.79	59.79	7.03	0.97	0.00	0.00
OD	8016.27	7446.72	4896.71	1745.66	296.79	59.79	7.03	0.97	0.00	0.00



H[m]	D[m]	Max lux	Med lux	Alpha=18.0°+18.0°	G=0.0
1.00	0.65	8016	4662		
2.00	1.30	2004	1166		
3.00	1.95	891	518		
4.00	2.60	501	291		
5.00	3.25	321	186		