

## Luminaire

Code BK01020  
Name A.24 WALL DIFF. DIR+IND 2700K 300mm BBZ (BRONZO)

## Measurement

Code FTS2300125-A  
Name A.24 WALL DIFF. DIR+IND 2700K 300mm BBZ (BRONZO)

Luminaire Flux	1610 lm	Luminaire Power	23.0 W	Efficacy	70.000 lm/W	Efficiency	100.00%
Source Flux	1610 lm	Maximum value	206.33 cd/klm	Position	C=0.00 G=0.00	CG	Rotosymmetrical
Rectangular Luminaire		Length	300 mm	Width	27 mm	Height	55 mm
Rectangular Luminous Area		Length	295 mm	Width	22 mm	Height	0 mm
Horizontal Luminous Area		0.006490 m <sup>2</sup>		Emitting area on Plane 180°		0.000000 m <sup>2</sup>	
Emitting area on Plane 0°		0.000000 m <sup>2</sup>		Emitting area on Plane 270°		0.000000 m <sup>2</sup>	
Emitting area on Plane 90°		0.000000 m <sup>2</sup>		Glare area at 76°		0.001570 m <sup>2</sup>	
Coordinate system		CG		Symmetry Type		Rotosymmetrical	
Date		03-06-2024		Maximum Gamma Angle		180	
Measurement Distance		0.00		Measurement Flux		1610 lm	

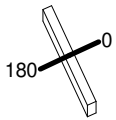
LED Flux=3439lm LED Power=21W Eff=47% EfcLed=164lm/W EfcLum=70lm/W CCT=2700K Ra=90 R9=50 SDCM=3 L70(17K)=102000h

C.I.E. 47 79 96 59 100  
F UTE 0.59 E + 0.41 T

D DIN 5040  
B NBN

C31  
BZ 5 / 4 / BZ 4

300mm x 27mm



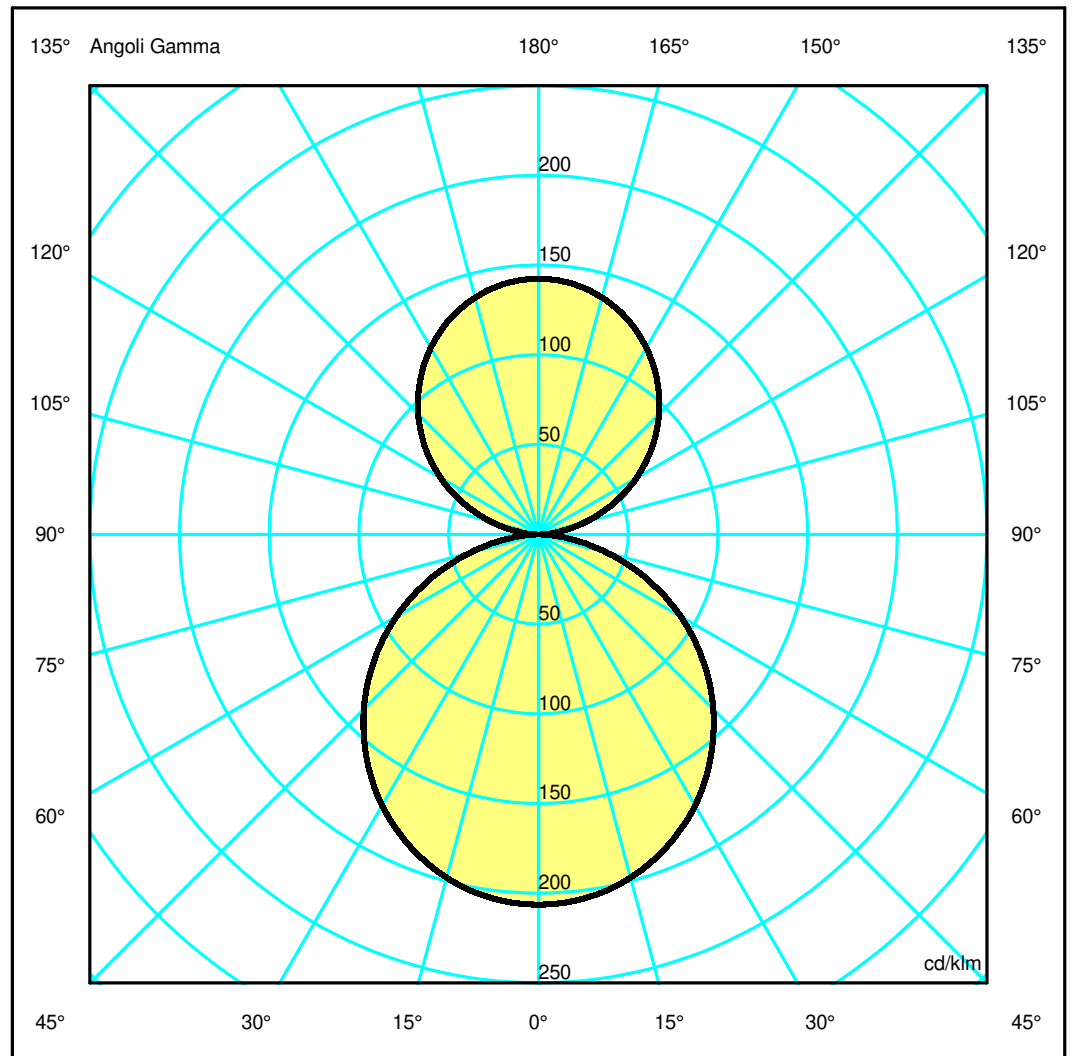
Semipiani C

180.0 ——— 0.0

ULOR 40.83 %

DLOR 59.17 %

RN 40.83 %



## Luminaire

Code BK01020  
Name A.24 WALL DIFF. DIR+IND 2700K 300mm BBZ (BRONZO)

## Measurerm.

Code FTS2300125-A  
Name A.24 WALL DIFF. DIR+IND 2700K 300mm BBZ (BRONZO)

Luminaire Flux	1610 lm	Luminaire Power	23.0 W	Efficacy	70.000 lm/W	Efficiency	100.00%
Source Flux	1610 lm	Maximum value	206.33 cd/klm	Position	C=0.00 G=0.00	CG	Rotosymmetrical
Rectangular Luminaire		Length	300 mm	Width	27 mm	Height	55 mm
Rectangular Luminous Area		Length	295 mm	Width	22 mm	Height	0 mm
Horizontal Luminous Area		0.006490 m2		Emitting area on Plane 180°		0.000000 m2	
Emitting area on Plane 0°		0.000000 m2		Emitting area on Plane 270°		0.000000 m2	
Emitting area on Plane 90°		0.000000 m2		Glare area at 76°		0.001570 m2	
Coordinate system		CG		Symmetry Type		Rotosymmetrical	
Date		03-06-2024		Maximum Gamma Angle		180	
Measurement Distance		0.00		Measurement Flux		1610 lm	

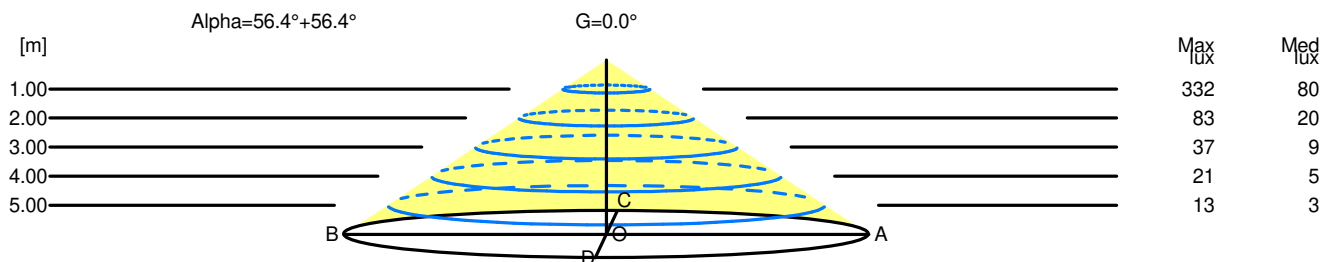
LED Flux=3439lm LED Power=21W Eff=47% EfcLed=164lm/W EfcLum=70lm/W CCT=2700K Ra=90 R9=50 SDCM=3 L70(17K)=102000h

C.I.E.	47 79 96 59 100	D DIN 5040	C31
F UTE	0.59 E + 0.41 T	B NBN	BZ 5 / 4 / BZ 4

Width at 50.00 % of Max Intensity

H[m]	1.00	2.00	3.00	4.00	5.00	H[m]	1.00	2.00	3.00	4.00	5.00
OA	1.51	3.01	4.52	6.02	7.53	OC	1.51	3.01	4.52	6.02	7.53
OB	1.51	3.01	4.52	6.02	7.53	OD	1.51	3.01	4.52	6.02	7.53

	Luminous Intensities [ cd/klm ]									
	0	5	15	25	35	45	55	65	75	85
OA	332.20	330.71	318.77	295.81	263.07	221.67	173.33	119.78	63.94	15.84
OB	332.20	330.71	318.77	295.81	263.07	221.67	173.33	119.78	63.94	15.84
OC	332.20	330.71	318.77	295.81	263.07	221.67	173.33	119.78	63.94	15.84
OD	332.20	330.71	318.77	295.81	263.07	221.67	173.33	119.78	63.94	15.84



H[m]	D[m]	Max lux	Med lux	Alpha=56.4°+56.4°	G=0.0
1.00	3.01	332	80		
2.00	6.02	83	20		
3.00	9.03	37	9		
4.00	12.05	21	5		
5.00	15.06	13	3		