

## Luminaire

Code BL00701  
Name HOY SOSP DIR/IND 3000K L=1154 ND BCO

## Measurment

Code FTS2000229  
Name HOY SOSP DIR/IND 3000K L=1154 ND BCO

Luminaire Flux	4700.00 lm	Luminaire Power	37.00 W	Efficacy	127.03 lm/W	Efficiency	100.00%
Sources Flux	4700.00 lm	Maximum value	345.94 cd/klm	Position	C=0.00 G=0.00	CG	Double Symmetrical
Rectangular Luminaire		Length	1155 mm	Width	100 mm	Height	60 mm
Rectangular Luminous Area		Length	1150 mm	Width	100 mm	Height	0 mm
Horizontal Luminous Area		0.115000 m <sup>2</sup>		Emitting area on Plane 180°		0.000000 m <sup>2</sup>	
Emitting area on Plane 0°		0.000000 m <sup>2</sup>		Emitting area on Plane 270°		0.000000 m <sup>2</sup>	
Emitting area on Plane 90°		0.000000 m <sup>2</sup>		Glare area at 76°		0.027821 m <sup>2</sup>	
Coordinate system		CG		Symmetry Type		Double Symmetrical	
Date		10-01-2020		Maximum Gamma Angle		180	
Measurement Distance		0.00		Measurement Flux		4700.00 lm	

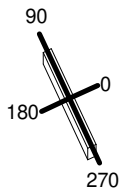
LED Flux=5807.3lm LED Power=33W Eff=81% EfcLed=176lm/W EfcLum=124lm/W CCT=3000K Ra=80

C.I.E. 65 90 98 62 100  
F UTE 0.62 C + 0.38 T

D DIN 5040  
B NBN

B51  
BZ 2 / 2.5 / BZ 3

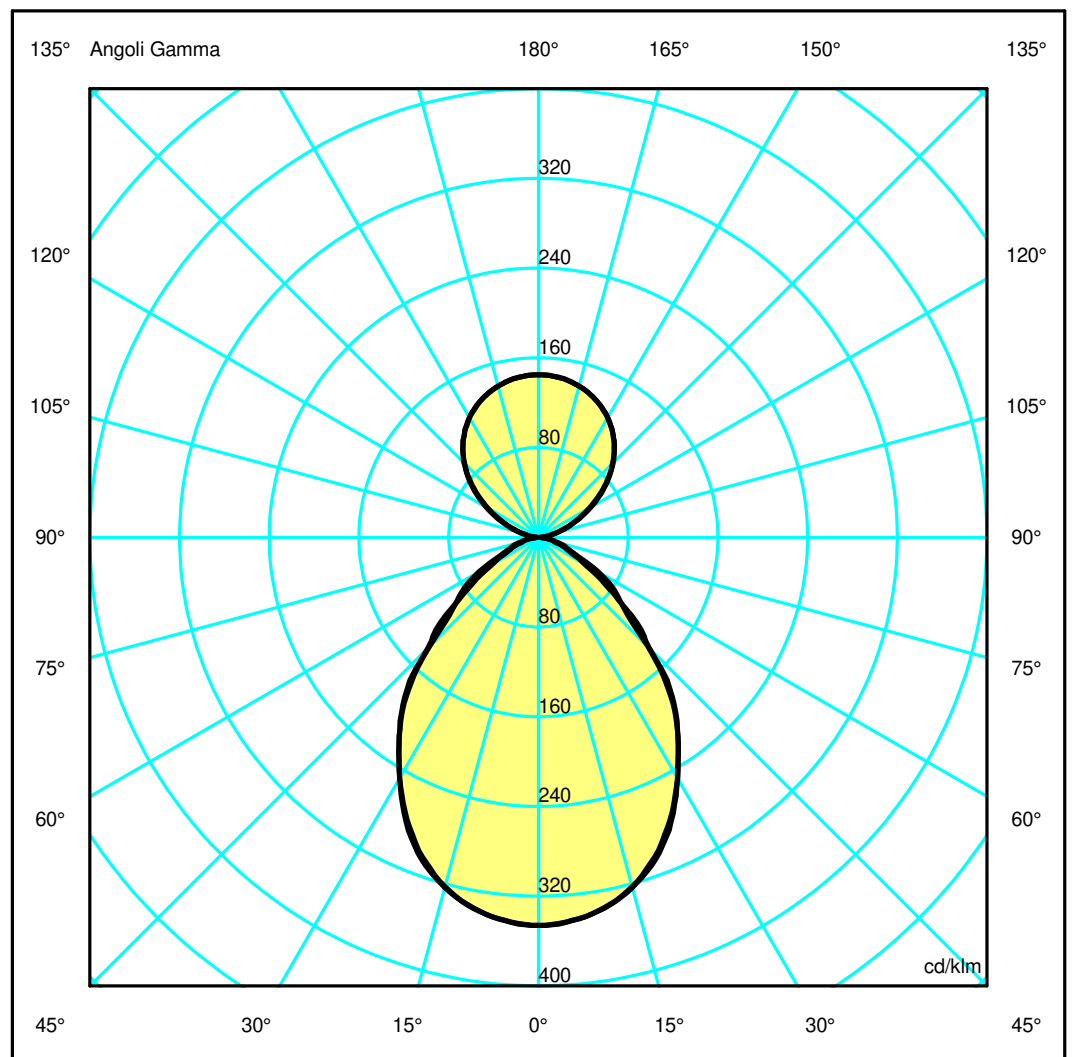
1155mm x 100mm



Semipiani C

180.0 ——— 0.0  
270.0 ——— 90.0

ULOR 37.89 %  
DLOR 62.11 %  
RN 37.89 %



## Luminaire

Code BL00701  
Name HOY SOSP DIR/IND 3000K L=1154 ND BCO

## Measurment

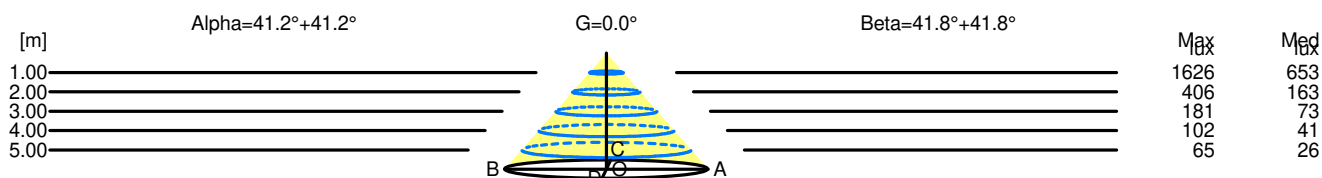
Code FTS2000229  
Name HOY SOSP DIR/IND 3000K L=1154 ND BCO

Luminaire Flux	4700.00 lm	Luminaire Power	37.00 W	Efficacy	127.03 lm/W	Efficiency	100.00%
Sources Flux	4700.00 lm	Maximum value	345.94 cd/klm	Position	C=0.00 G=0.00	CG	Double Symmetrical
Rectangular Luminaire		Length	1155 mm	Width	100 mm	Height	60 mm
Rectangular Luminous Area		Length	1150 mm	Width	100 mm	Height	0 mm
Horizontal Luminous Area		0.115000 m2		Emitting area on Plane 180°		0.000000 m2	
Emitting area on Plane 0°		0.000000 m2		Emitting area on Plane 270°		0.000000 m2	
Emitting area on Plane 90°		0.000000 m2		Glare area at 76°		0.027821 m2	
Coordinate system		CG		Symmetry Type		Double Symmetrical	
Date		10-01-2020		Maximum Gamma Angle		180	
Measurement Distance		0.00		Measurement Flux		4700.00 lm	
LED Flux=5807.3lm LED Power=33W Eff=81% EfcLed=176lm/W EfcLum=124lm/W CCT=3000K Ra=80							
C.I.E.	65 90 98 62 100			D DIN 5040	B51		
F UTE	0.62 C + 0.38 T			B NBN	BZ 2 / 2.5 / BZ 3		

### Width at 50.00 % of Max Intensity

H[m]	1.00	2.00	3.00	4.00	5.00	H[m]	1.00	2.00	3.00	4.00	5.00
OA	0.88	1.75	2.63	3.50	4.38	OC	0.89	1.79	2.68	3.57	4.47
OB	0.88	1.75	2.63	3.50	4.38	OD	0.89	1.79	2.68	3.57	4.47

	Luminous Intensities [ cd/klm ]									
	0	5	15	25	35	45	55	65	75	85
OA	1625.90	1612.42	1514.46	1304.47	1018.76	647.94	388.83	171.76	86.97	15.64
OB	1625.90	1612.42	1514.46	1304.47	1018.76	647.94	388.83	171.76	86.97	15.64
OC	1625.90	1611.11	1519.40	1314.58	1017.84	656.01	337.83	146.11	64.94	14.53
OD	1625.90	1611.11	1519.40	1314.58	1017.84	656.01	337.83	146.11	64.94	14.53



H[m]	D[m]	Max lux	Med lux	Alpha=41.2°+41.2°	G=0.0
1.00	1.75	1626	653		
2.00	3.50	406	163		
3.00	5.25	181	73		
4.00	7.00	102	41		
5.00	8.75	65	26		

H[m]	D[m]	Max lux	Med lux	Beta=41.8°+41.8°	G=0.0
1.00	1.79	1626	653		
2.00	3.57	406	163		
3.00	5.36	181	73		
4.00	7.15	102	41		
5.00	8.93	65	26		